

ENTRY LEVEL CERTIFICATE MATHEMATICS 5930/7

Externally set assignment
Component 7 – Geometry

Specimen 2015

Time allowed: 45 minutes

Materials

For this paper you must have:

- a pen
- a pencil
- a ruler

You may use a calculator.

20 counters should be made available for each candidate.



Instructions

- Use black ink or black ball-point pen. Draw diagrams in pencil.
- Fill in the boxes at the bottom of this page.
- Answer **all** questions.
- You must answer the questions in the space provided. Do not write outside the box around each page or on blank pages.
- Do all rough work in this book. Cross through any work that you do not want to be marked.

Information

- The marks for questions are shown in brackets.
- The maximum mark for this paper is 30
- You are expected to use a calculator where appropriate.

Advice

- In all calculations, show clearly how you worked out your answer.

Please write clearly, in block capitals.

Centre number

Candidate number

Surname



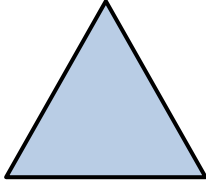
Forename(s)

Candidate signature _____

Answer **all** questions in the spaces provided.

- 1** Here are some shapes.
Tick (✓) the square.

[1 mark]



- 2** Tick (✓) the correct name for each shape.

2 (a)

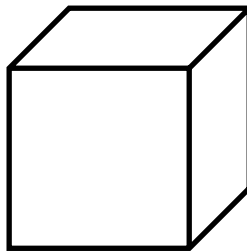


Triangle

Rectangle

[1 mark]

2 (b)

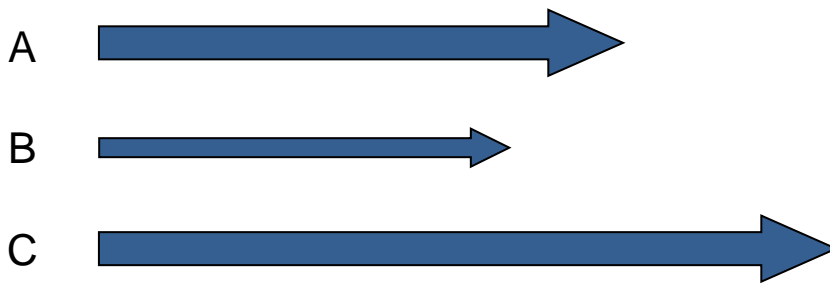


Cube

Circle

[1 mark]

3 Look at the arrows.



3 (a) Which is the narrowest arrow?


[1 mark]

3 (b) Which is the longest arrow?

[1 mark]

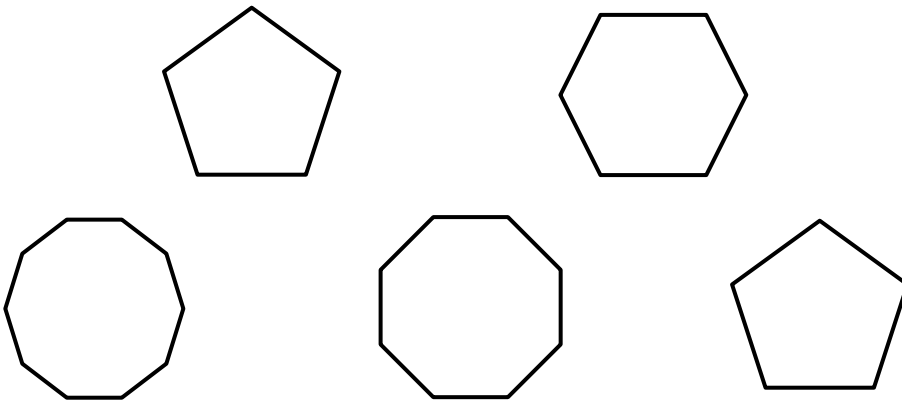
4 Circle the smallest star.

[1 mark]



5 Tick (✓) the **two** shapes that are the same.

[1 mark]



6 Look at the letters below.

K H
A D C F E G

next to

between

above

below

Complete each sentence using words from the box.

6 (a) C is _____ D

[1 mark]

6 (b) F is _____ H

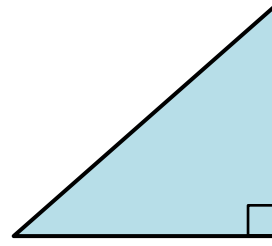
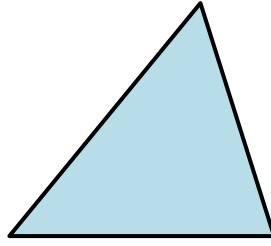
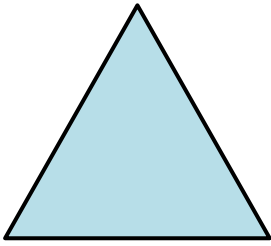
[1 mark]

6 (c) D is _____ A and C

[1 mark]

- 7 Look at the triangles.
Tick (✓) the right-angled triangle.

[1 mark]



- 8 Choose the correct name for each shape from the list below.

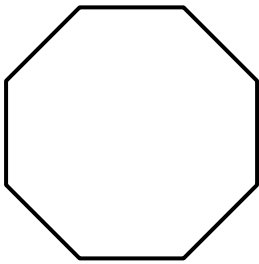
Sphere

Hexagon

Pyramid

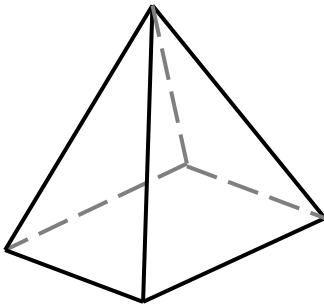
Octagon

8 (a)



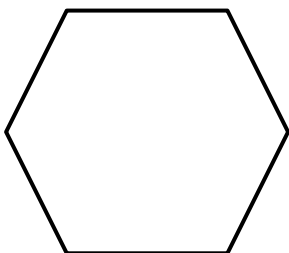
[1 mark]

8 (b)



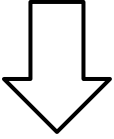
[1 mark]

8 (c)




[1 mark]

9 Draw the arrow after a half turn.



[1 mark]

10 Look at the shape below.



Write down the number of

10 (a) edges

[1 mark]

10 (b) faces

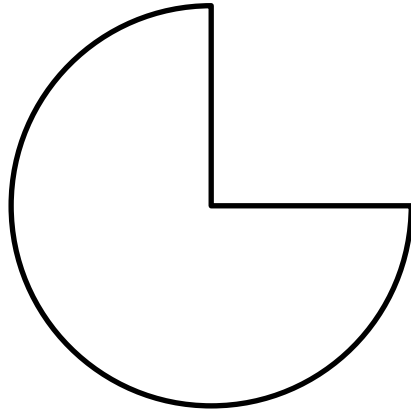
[1 mark]

10 (c) vertices

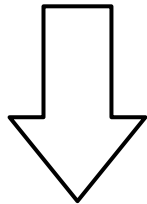
[1 mark]

11 Write down the number of **straight edges** on this shape.

[1 mark]



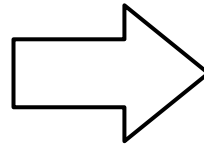
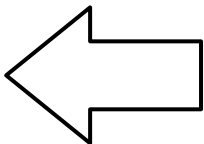
12 Here is an arrow.



The arrow does a quarter turn clockwise.

Tick (✓) its new position.

[1 mark]



13 Tick (✓) the correct name for each shape.

13 (a)

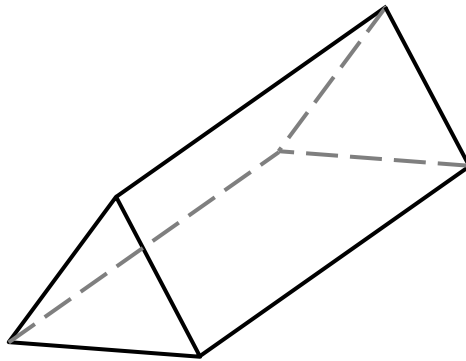


Cone

Cylinder

[1 mark]

13 (b)



Prism

Pyramid

[1 mark]

14 Draw all of the lines of symmetry on these road signs.

[2 marks]

14 (a)




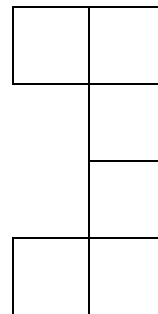
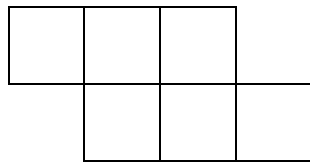
14 (b)



15 Which of the following is the net of a cube?

Circle your answer.

[1 mark]

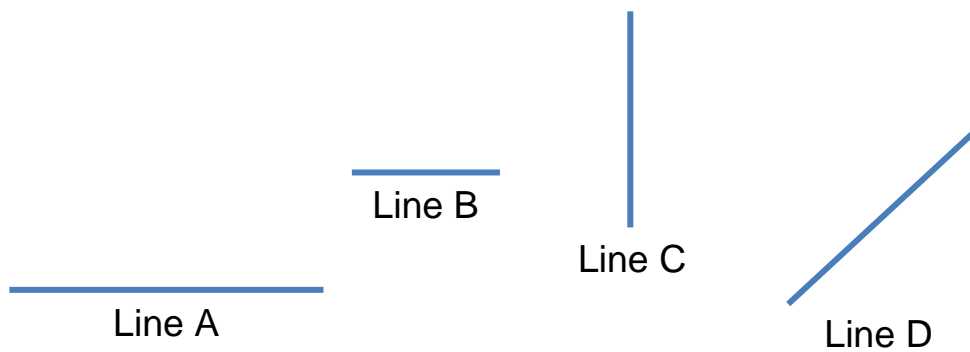


16 Tick (✓) the angle that is **less** than a right angle.

[1 mark]



17 Look at the lines below.



17 (a) Which line is vertical?

[1 mark]

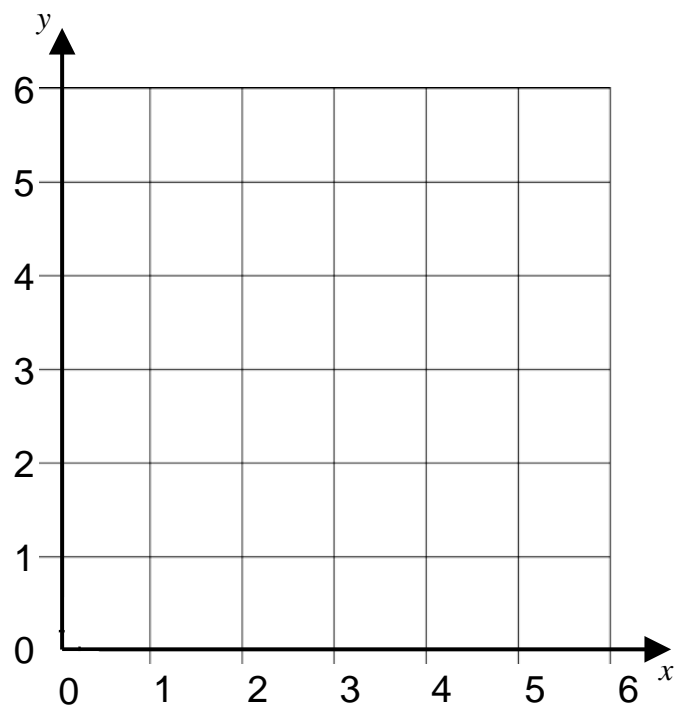
17 (b) Which **two** lines are parallel?

[1 mark]

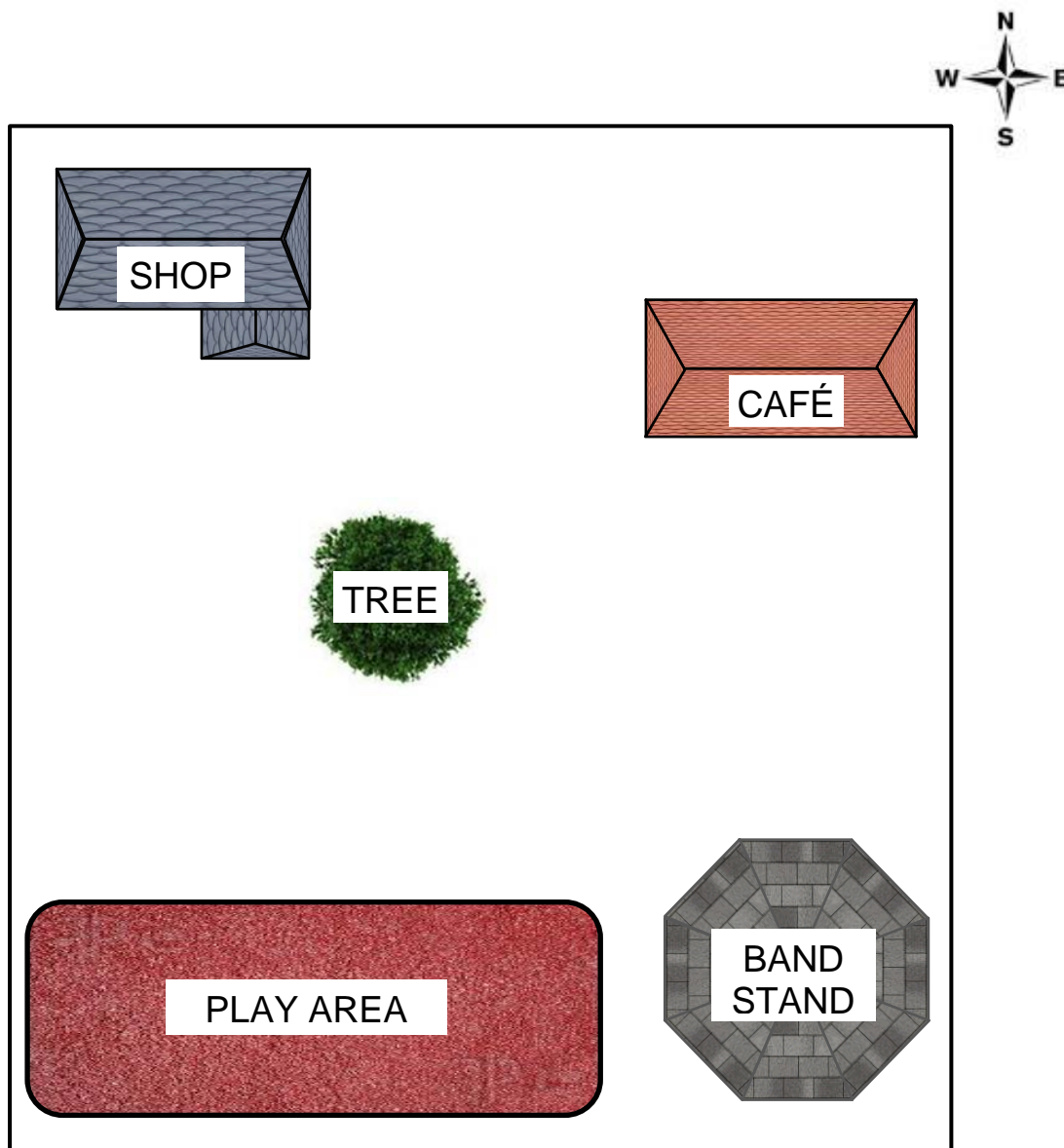
_____ and _____

18 Plot the point (3, 5) on the grid.

[1 mark]



19 Look at the map.



What is North West of the tree?

[1 mark]

END OF QUESTIONS

There are no questions printed on this page

**DO NOT WRITE ON THIS PAGE
ANSWER IN THE SPACES PROVIDED**