

ENTRY LEVEL CERTIFICATE MATHEMATICS 5930/8

Externally set assignment
Component 8 – Statistics

Specimen 2015

Time allowed: 45 minutes

Materials

For this paper you must have:

- a pen
- a pencil
- a ruler

You may use a calculator.

20 counters should be made available for each candidate.



Instructions

- Use black ink or black ball-point pen. Draw diagrams in pencil.
- Fill in the boxes at the bottom of this page.
- Answer **all** questions.
- You must answer the questions in the space provided. Do not write outside the box around each page or on blank pages.
- Do all rough work in this book. Cross through any work that you do not want to be marked.

Information

- The marks for questions are shown in brackets.
- The maximum mark for this paper is 30
- You are expected to use a calculator where appropriate.

Advice

- In all calculations, show clearly how you worked out your answer.

Please write clearly, in block capitals.

Centre number

Candidate number

Surname

Forename(s)

Candidate signature _____

Answer **all** questions in the spaces provided.

1 Look at the biscuits.



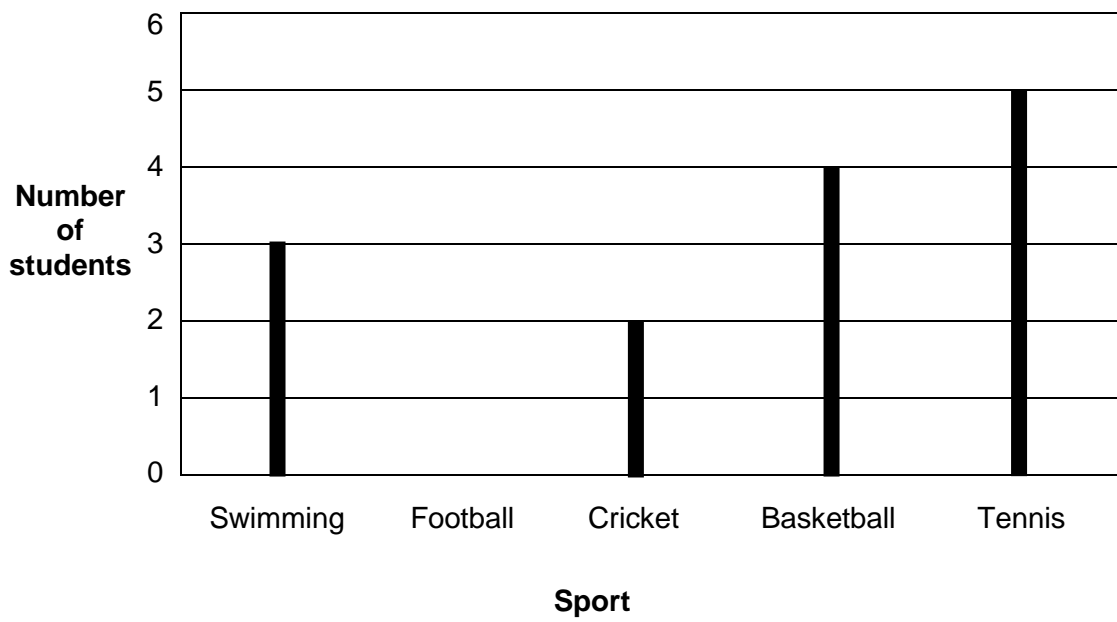
1 (a) Tick (✓) all the **square** biscuits.

[1 mark]

1 (b) How many **round** biscuits are there?

[1 mark]

2 The graph shows the sports chosen by some Year 10 students.



2 (a) 6 students chose football.

Show this on the line graph.

[1 mark]

2 (b) Which was the **least popular** sport?

[1 mark]

3 Katie asked her friends what their favourite type of film is.

5 said Action 3 said Horror
9 said Comedy 2 said Drama

3 (a) How many friends did Katie ask?

[1 mark]

3 (b) Which was the **most popular** type of film?

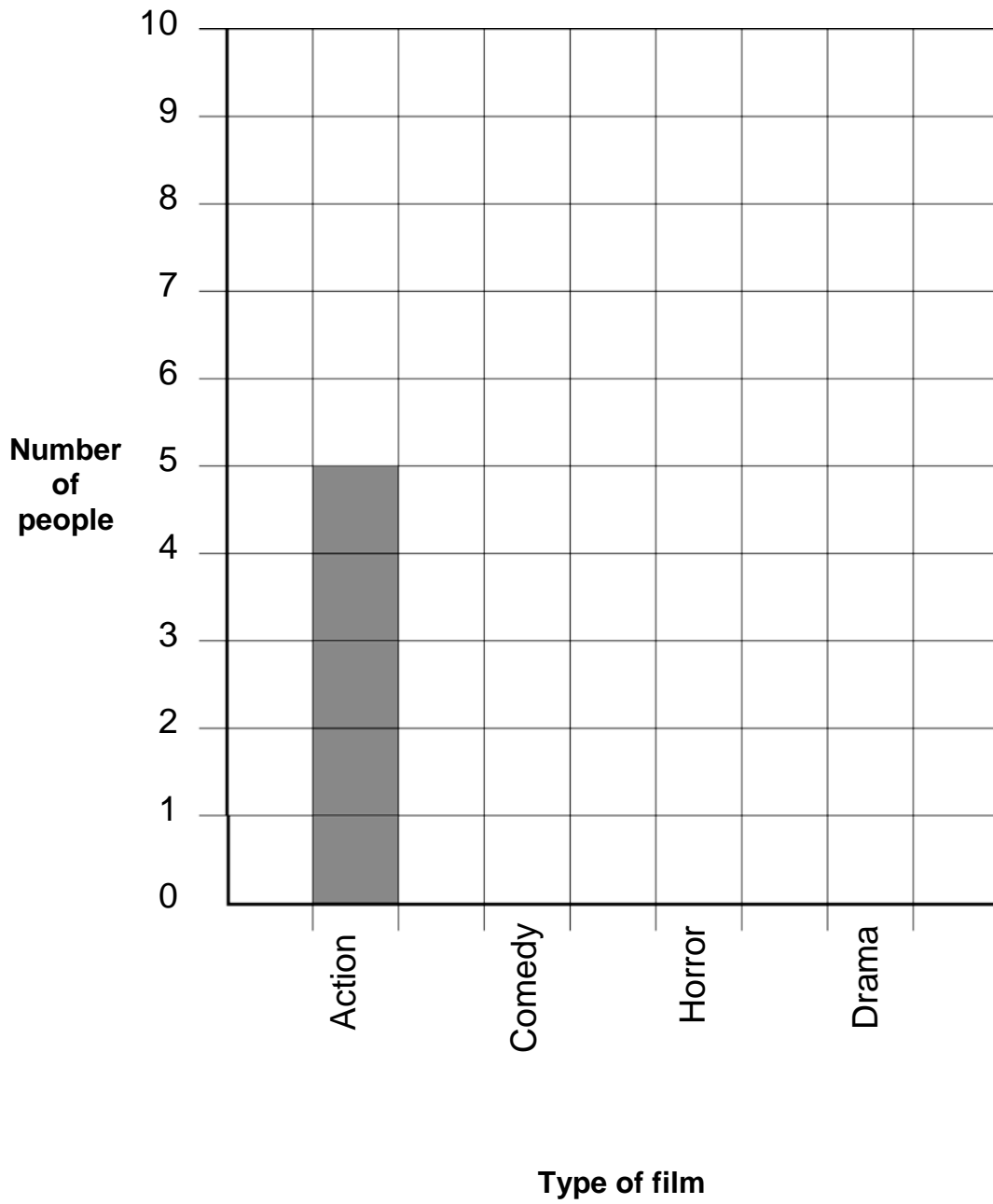
[1 mark]

3 (c) Which was the **least popular** type of film?

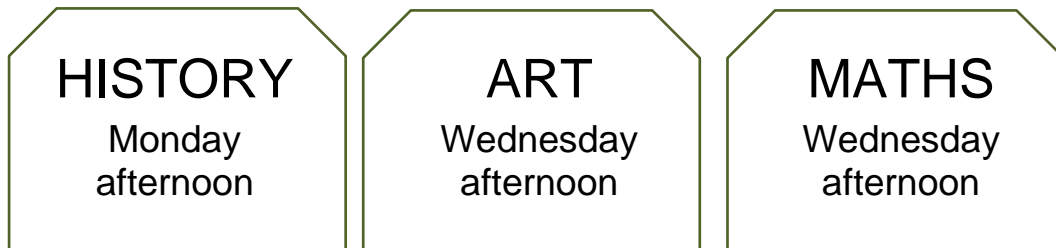
[1 mark]

3 (d) Complete the block graph.

[3 mark]



- 4 The cards show information about classes at a college.



- 4 (a) How many Art classes are on Wednesday?

[1 mark]

- 4 (b) How many of the Wednesday classes are in the afternoon?

[1 mark]

5 Levi is writing a survey to find out how people use their mobile phones.

Which of the following questions should he ask?

Tick (✓) your answer.

[1 mark]

What colour is your mobile phone?

Where did you buy your mobile phone?

Do you use your mobile phone to browse the internet?

6 Lewis asks his friends to name their favourite type of fast food.

The answers are

Fish and chips	Chinese	Fish and chips
Indian	Fish and chips	Burger
Burger	Kebab	Burger
Fish and chips	Chinese	Fish and chips
Fish and chips	Indian	Chinese

6 (a) Complete the tally chart to show this information.

[2 marks]

Fast food	Tally
Fish and chips	
Burger	
Indian	
Chinese	
Kebab	

6 (b) Which was the **most popular** type of fast food?

[1 mark]

7 20 people were asked to name their favourite season.

Season														
Spring	😊	😊	😊	😊	😊	😊								
Summer	😊	😊	😊	😊	😊	😊	😊	😊	😊					
Autumn														
Winter														

😊 = 1 person

7 (a) Three people chose Autumn.

Show this on the pictogram.

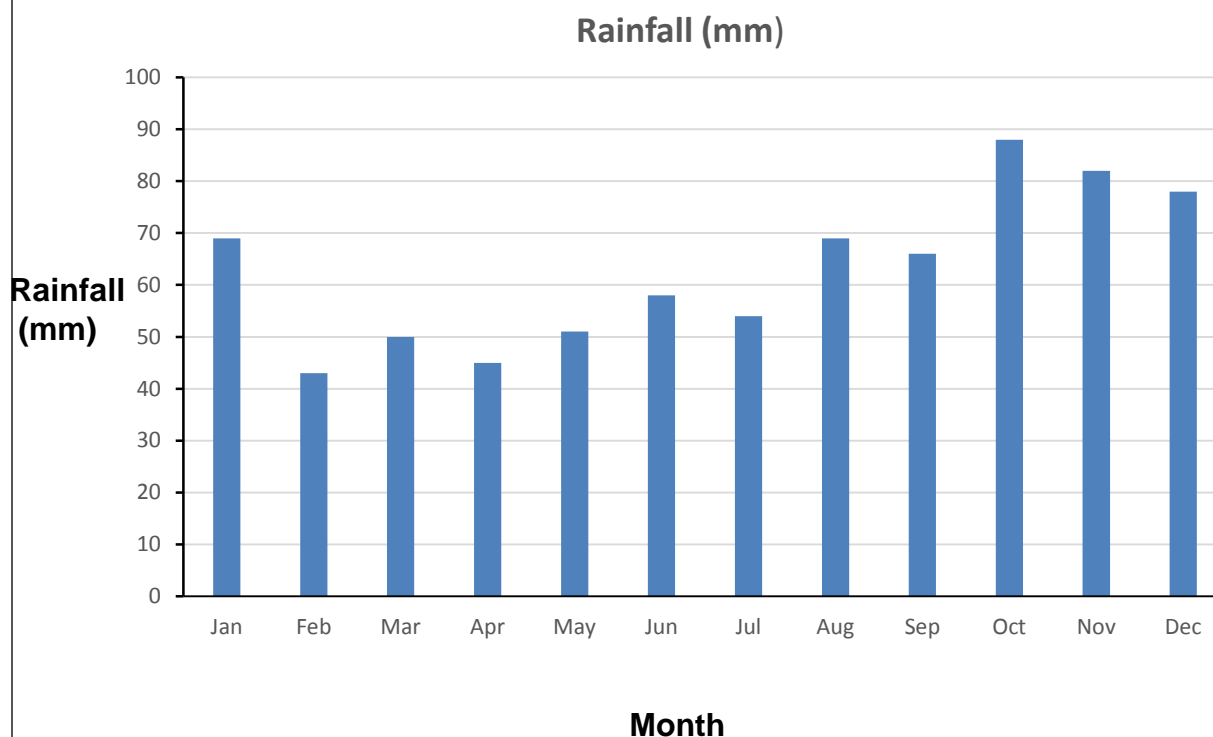
[1 mark]

7 (b) 20 people were included in the survey.

Complete the pictogram.

[1 mark]

- 8 The graph shows the rainfall in each month in a town in 2013.



- 8 (a) Which month had the **most** rain?

[1 mark]

- 8 (b) Which two months had the **same** amount of rain?

[1 mark]

_____ and _____

9 Sal works in a gift shop.

The table shows the number of hours she worked each month last year.

Month	Jan	Feb	Mar	Apr	May	Jun	Jul	Aug	Sep	Oct	Nov	Dec
Hours worked	18	13	15	16	7	15	16	18	14	15	13	20

9 (a) How many **more** hours did she work in January than February?

[1 mark]

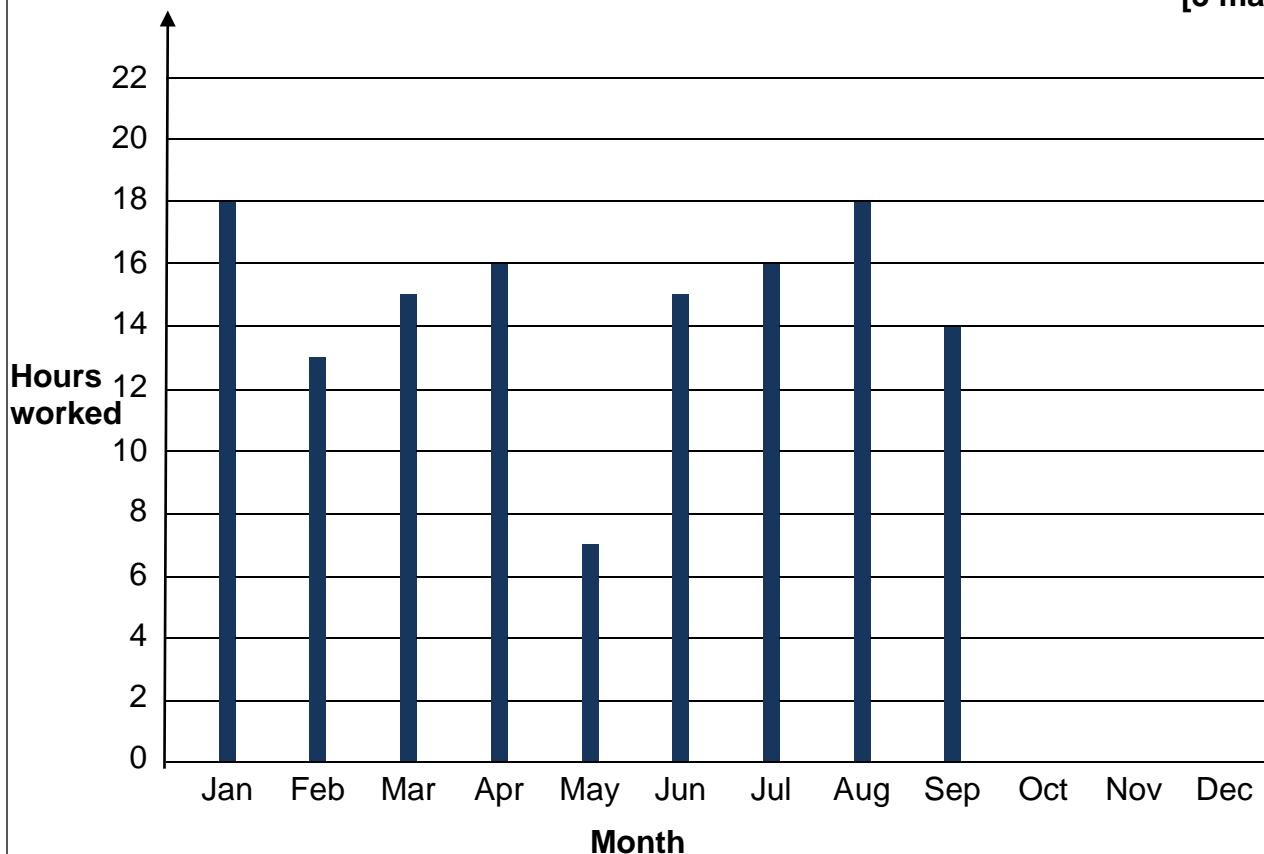
9 (b) During one month Sal had a 2 week holiday.

Which month do you think this was?

[1 mark]

9 (c) Complete the graph to show the data for the last 3 months of the year.

[3 marks]





















10

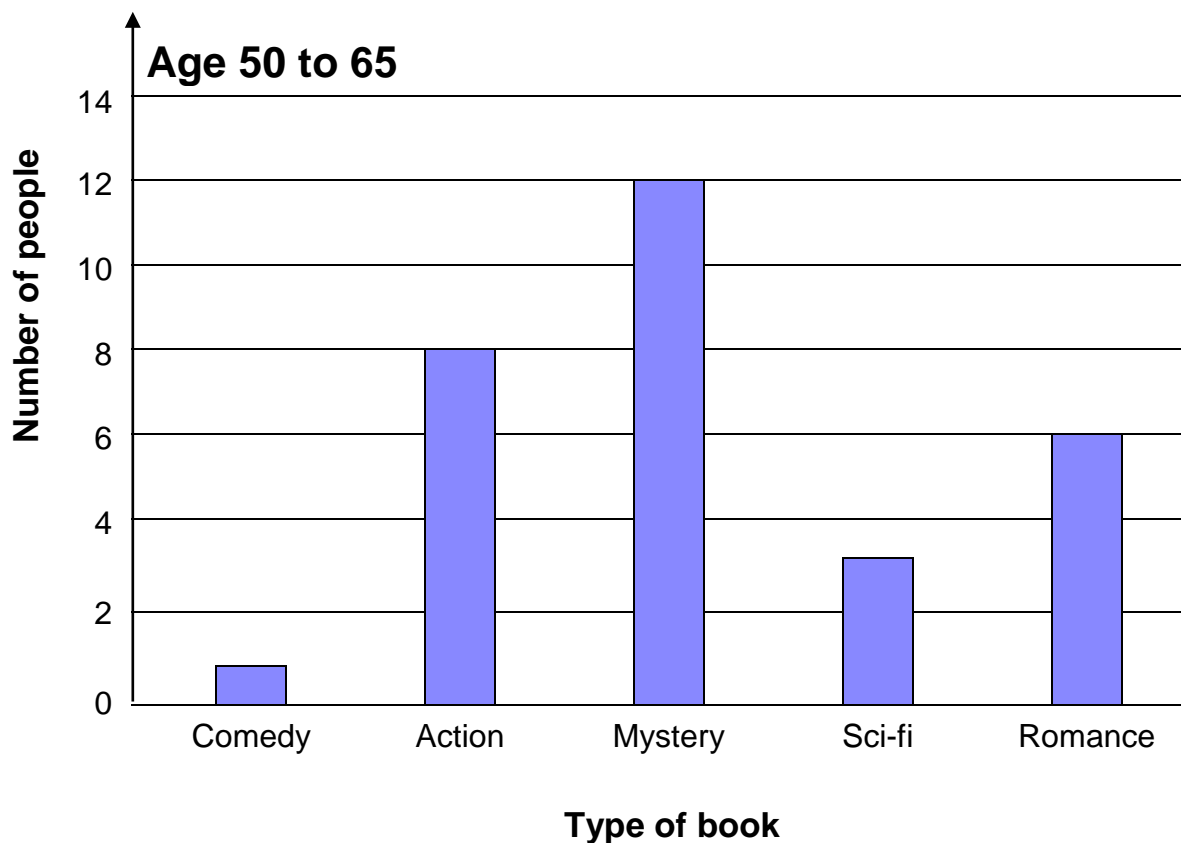
A survey was carried out to investigate the types of books preferred by two different age groups.

30 people were asked in each age group.

Age 10 to 15

Type of book							
Comedy							
Action							
Mystery							
Sci-fi							
Romance							

 = 2 people



10 (a) Which type of book was **equally popular** with both age groups?

[1 mark]

10 (b) How many **more** people in the 50 to 65 age group chose **Mystery** than in the 10 to 15 age group?

[1 mark]

11 The test marks for twenty students are listed below.

23	21	19	25	20	20	24
19	24	22	22	24	24	20
21	22	20	24	20	22	

Complete the frequency table to show these results.

[3 marks]

Mark	Tally	Frequency
19		
20		
21		
22		
23		
24		
25		

END OF QUESTIONS

There are no questions printed on this page

**DO NOT WRITE ON THIS PAGE
ANSWER IN THE SPACES PROVIDED**