



UNIVERSITY OF CAMBRIDGE INTERNATIONAL EXAMINATIONS
General Certificate of Education
Advanced Subsidiary Level

CANDIDATE
NAME

CENTRE
NUMBER

--	--	--	--	--

CANDIDATE
NUMBER

--	--	--	--



ENVIRONMENTAL MANAGEMENT

8291/22

Paper 2 Hydrosphere and Biosphere

May/June 2012

1 hour 30 minutes

Additional Materials: Answer Booklet/Paper

READ THESE INSTRUCTIONS FIRST

Write your Centre number, candidate number and name on all the work you hand in.
Write in dark blue or black pen.
You may use a soft pencil for any diagrams, graphs, tables or rough working.
Do not use staples, paper clips, highlighters, glue or correction fluid.
DO NOT WRITE IN ANY BARCODES.

Section A

Answer **all** questions.
Write your answers in the spaces provided on the question paper.

Section B

Answer **one** question from this section.
Answer the question on the separate answer paper provided.


At the end of the examination,

1. fasten all separate answer paper securely to the question paper;
2. enter the question number from Section B in the grid opposite.

	For Examiner's Use
Section A	
1	
2	
Section B	
Total	

This document consists of **11** printed pages and **1** blank page.





(ii) Using information from Fig. 1.1 explain the estimated residence times for stores of 1000 years or more.

.....
.....
.....
.....
.....
.....
.....
.....
.....
.....

[4]

(iii) Outline why a recognition of water residence times is important to human activity.

.....
.....
.....
.....

[2]

(b) Fig. 1.2 shows the features of aquifers.

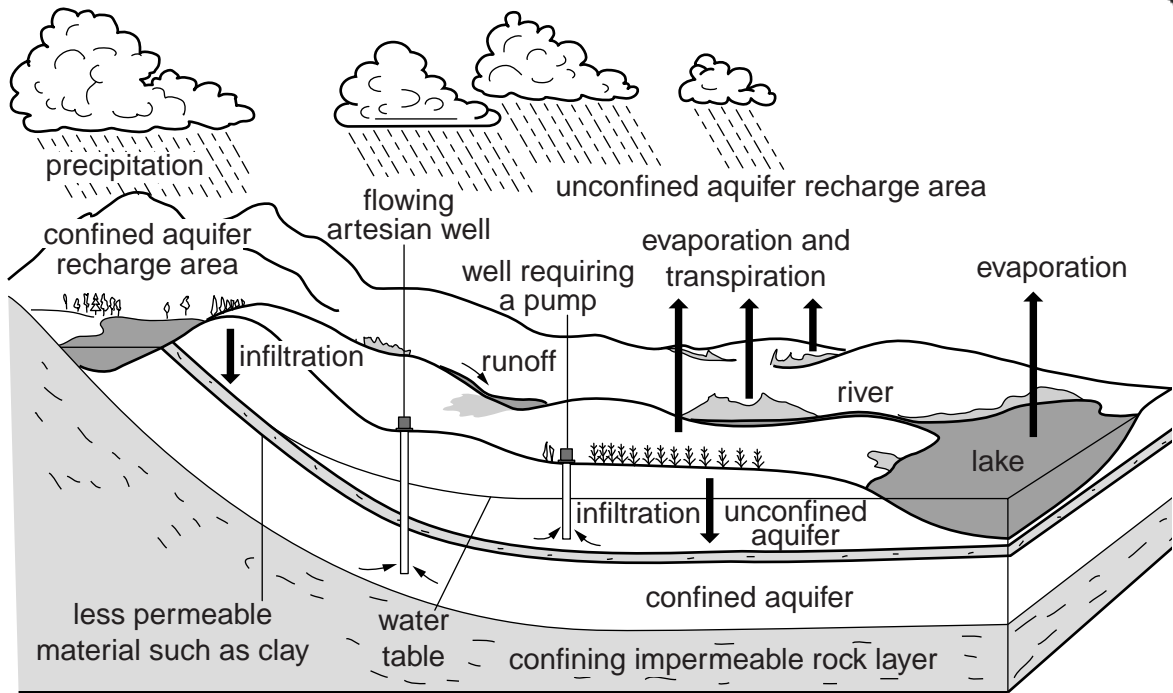


Fig. 1.2

(i) Describe the geological conditions that produce the confined and unconfined aquifers shown in Fig. 1.2.

confined

.....

.....

.....

unconfined

.....

.....

.....[2]

2 (a) Fig. 2.1 shows energy transfer through the trophic levels in a food chain.

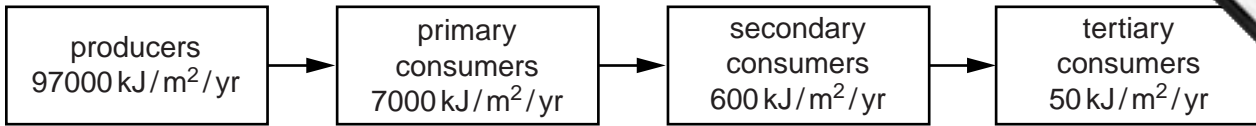


Fig. 2.1

(i) What is meant by the terms *food chain* and *trophic level*?

food chain

.....

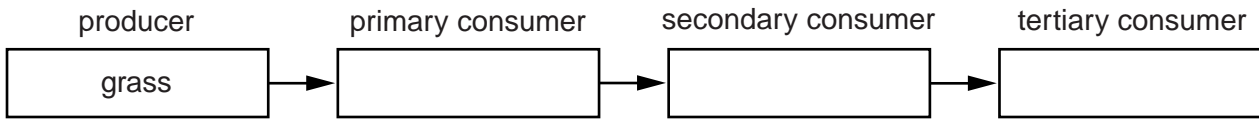
trophic level

..... [2]

(ii) Each of the following are members of a grassland food chain:

- small snake hawk grass mouse**

Complete the boxes below to show the correct trophic level for each organism in the food chain.



[2]

(iii) Explain why the energy transferred between trophic levels decreases along the food chain shown in Fig. 2.1.

.....

..... [2]

Section B

Answer **one** question from this section.

- 3 (a) With reference to Table 3.1, give **three** reasons why the percentage contribution of oil exploration and production to marine pollution is less than that of other sources. [10]

Table 3.1

source of marine pollution	percentage contribution
land based discharge	44
atmospheric inputs	33
marine transport	12
dumping	10
oil exploration and production	1

- (b) With reference to examples you have studied, describe **three** effects of marine pollution upon marine environments. Why is the issue of marine pollution difficult to manage on both a local and international scale? [30]

[Total: 40]

- 4 (a) Describe and suggest explanations for the relationship between the changing populations of rabbits and lynx shown in Fig. 4.1. [10]

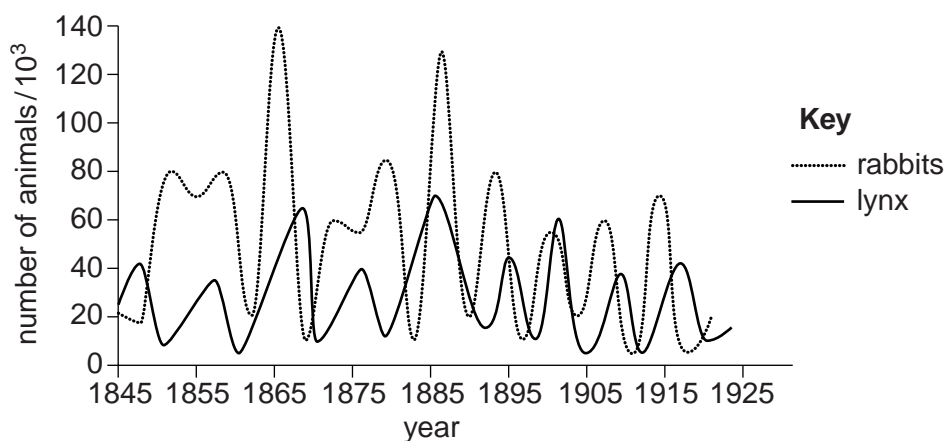


Fig. 4.1

- (b) Assess the relative merits of safari parks and zoos in the conservation of endangered species. Refer to examples you have studied. [30]

[Total: 40]

- 5 (a) Describe how global warming might affect the amounts of water contained in the natural stores shown in Table 5.1.

Table 5.1

natural store	percentage of water stored
oceans	97.2
snow and ice	2.15
deep groundwater	0.635
shallow groundwater	0.31
freshwater lakes	0.009
salt water lakes and inland seas	0.008
soil and percolating water	0.005
atmospheric water	0.001
rivers	0.0001

- (b) Describe the extent to which climatic change is likely to affect the supply of water for domestic, agricultural and industrial purposes. With reference to a country with which you are familiar assess **two** ways in which it is attempting to cope with these issues. [30]

[Total: 40]

Copyright Acknowledgements:

Question 1a Figure 1.1 © http://maps.grida.no/go/graphic/world_s_water_cycle_schematic_and_residence_time.
Question 1b Figure 1.2 © <http://www2.mcdaniel.edu/Biology/EPS04/foodprod/aquifer.gif>.
Question 4a Figure 4.1 © carrier.pbwalls.com.

Permission to reproduce items where third-party owned material protected by copyright is included has been sought and cleared where possible. Every reasonable effort has been made by the publisher (UCLES) to trace copyright holders, but if any items requiring clearance have unwittingly been included, the publisher will be pleased to make amends at the earliest possible opportunity.

University of Cambridge International Examinations is part of the Cambridge Assessment Group. Cambridge Assessment is the brand name of University of