

Centre Number	Candidate Number

Candidate Name _____

CAMBRIDGE INTERNATIONAL EXAMINATIONS
Joint Examination for the School Certificate
and General Certificate of Education Ordinary Level

CHEMISTRY

5070/4

PAPER 4 Alternative to Practical

OCTOBER/NOVEMBER SESSION 2002

1 hour

Candidates answer on the question paper.
Additional materials:
Mathematical tables and/or calculator

TIME 1 hour

INSTRUCTIONS TO CANDIDATES

Write your name, Centre number and candidate number in the spaces at the top of this page.

Answer **all** questions.

Write your answers in the spaces provided on the question paper.

INFORMATION FOR CANDIDATES

The number of marks is given in brackets [] at the end of each question or part question.

You should use names, not symbols, when describing all reacting chemicals and the products formed.

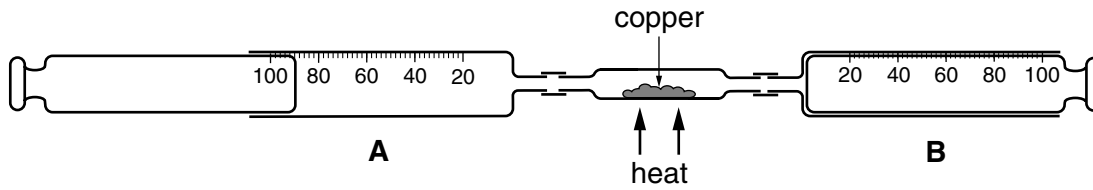
Mathematical tables are available.

FOR EXAMINER'S USE

This question paper consists of 14 printed pages and 2 blank pages.



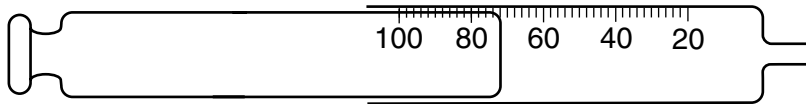
1 A student found the composition of air using the apparatus shown below.



Syringe **A** contained 90 cm³ of air. The air was forced over heated copper into syringe **B**. The air was then forced back into syringe **A**.

The process was repeated several times until the volume of gas forced back into syringe **A** was constant.

The diagram below shows the volume of gas in syringe **A** after the experiment had finished.



(a) (i) Name the main gas remaining in syringe **A**.

.....

(ii) What is the volume of gas remaining in syringe **A**?

.....

(iii) Calculate the percentage of this gas in the original sample of air.

.....

(iv) During the experiment copper formed a compound.

Give the name, formula and colour of this compound.

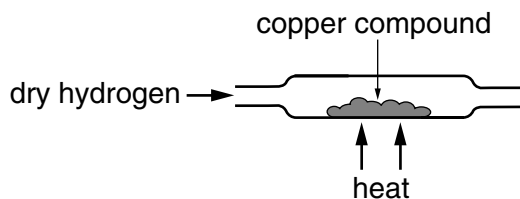
name

formula

colour

[6]

- (b) The tube containing the copper compound was removed from the syringes. The copper compound was heated and dry hydrogen gas was passed over it.




- (i) Name the two products of the reaction between hydrogen and the copper compound.
-
- (ii) What is the function of hydrogen in this reaction?
-
- (iii) Give a test and result to confirm the presence of hydrogen.
- test
- result

[4]

- 2 Silver iodide may be made by the reaction between aqueous potassium iodide and aqueous silver nitrate.

A student added 50 cm³ of 1.0 mol/dm³ potassium iodide to 30 cm³ of 2.0 mol/dm³ silver nitrate.



- (a) (i) Describe what was seen during the reaction.

.....

- (ii) How could the silver iodide be removed from the mixture?

..... [3]

- (b) (i) Which of the reagents potassium iodide or silver nitrate was in excess? Explain your answer.

answer

explanation

.....

.....

- (ii) Calculate the mass of silver iodide formed (A_r : Ag, 108; I, 127.)

..... [5]

- (c) The student did another experiment to make silver chloride by adding 50 cm³ of 1.0 mol/dm³ potassium chloride to 30 cm³ of 2.0 mol/dm³ silver nitrate,

- (i) Describe the appearance of the silver chloride

on forming,

on standing for a few minutes.

.....

- (ii) Was the mass of silver chloride more than, the same or less than the mass of silver iodide in (b)(ii)? Explain your answer. (A_r : Ag, 108; Cl, 35.5.)

answer

explanation

.....

..... [4]

For questions 3 - 6 inclusive, place a tick against the best answer.

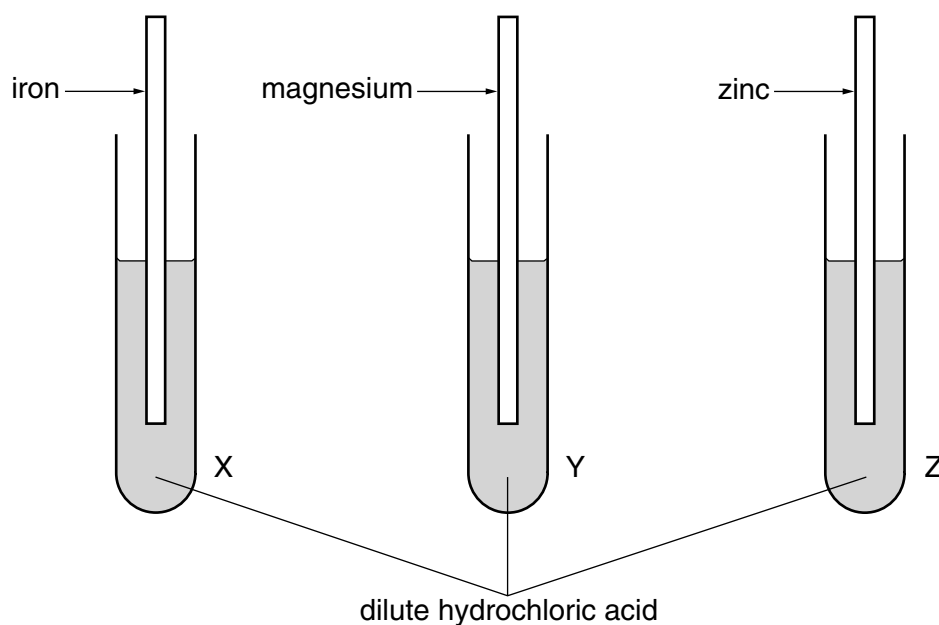
3 A student did some experiments involving carbon dioxide.

Which of the following statements is **not** correct?

- (a) Carbon dioxide was produced by the reaction between calcium carbonate and dilute hydrochloric acid.
- (b) The production of carbon dioxide in a solution was indicated by effervescence.
- (c) A solution of carbon dioxide in water turned red litmus blue.
- (d) Carbon dioxide turned lime water milky.

[1]

4 A student placed each of three metals in tubes containing dilute hydrochloric acid.

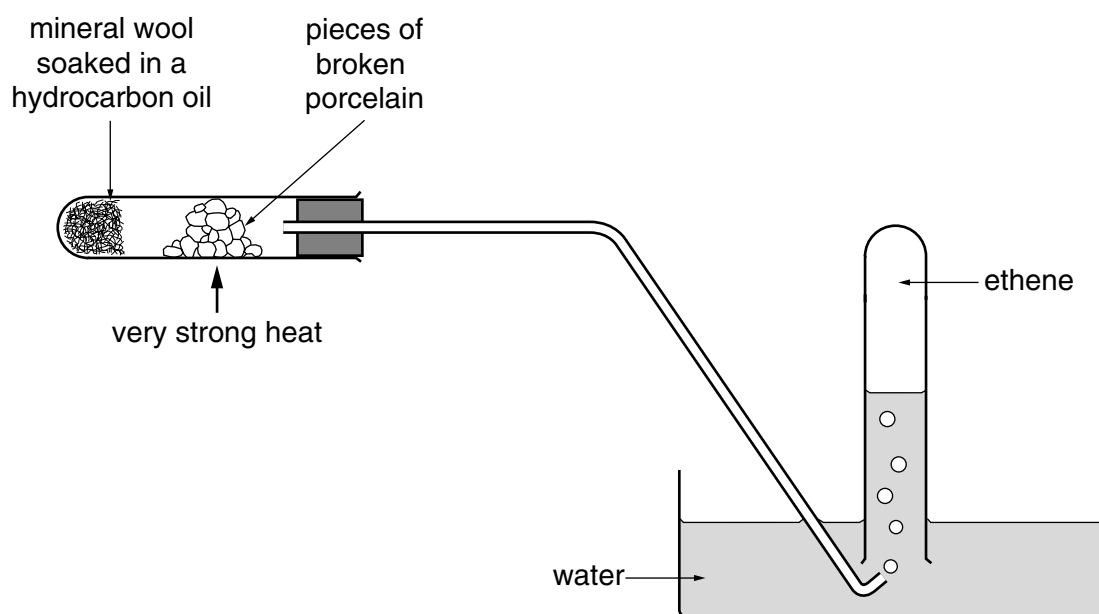


In which tubes was hydrogen produced?

- (a) X and Y only,
- (b) X and Z only,
- (c) Y and Z only,
- (d) X and Y and Z.

[1]

- 5 A student prepared ethene from a hydrocarbon oil using the apparatus shown below.

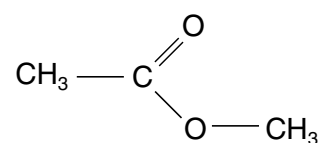


The reaction is an example of

- (a) cracking,
- (b) oxidation,
- (c) polymerisation,
- (d) saturation.

[1]

- 6 An ester has the structural formula shown below.



It can be prepared by the reaction between:

- (a) methanol and methanoic acid.
- (b) methanol and ethanoic acid.
- (c) ethanol and methanoic acid.
- (d) ethanol and ethanoic acid.

[1]

7 Substance **F** is a fertiliser containing ammonium sulphate.

A student determined the mass of ammonia produced from a sample of **F**.

He added the sample to a previously weighed container which he re-weighed.

Mass of container and **F** = 10.44 g

Mass of container = 8.68 g

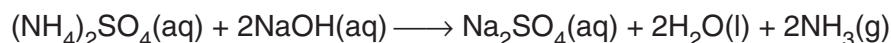
Mass of **F** = _____

(a) Calculate the mass of **F** used in the experiment.

..... g [1]

The sample was placed in a beaker and 50.0 cm³ of 1.00 mol/dm³ sodium hydroxide (an excess) was added.

The mixture was heated until the following reaction was complete.



The reaction was complete when all the ammonia was evolved.

(b) Describe a chemical test for ammonia.

test

result [1]

The remaining mixture, which contained excess sodium hydroxide, was transferred to a graduated flask and made up of 250 cm³ with distilled water. This was solution **G**.

25.0 cm³ of **G** was transferred to a titration flask and a few drops of phenolphthalein indicator was added.

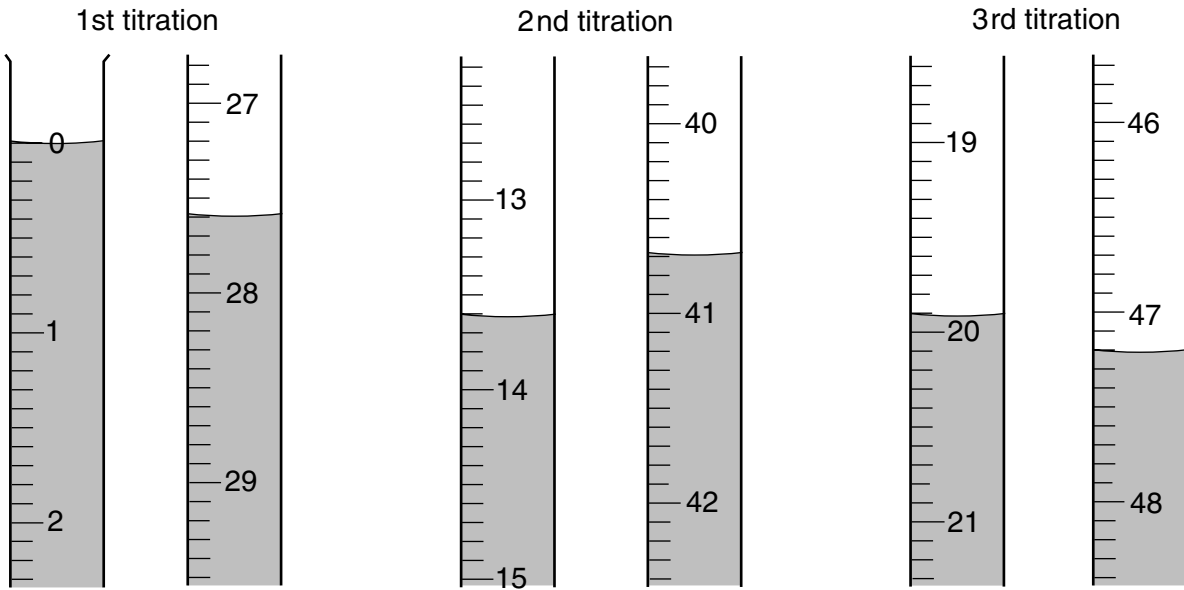
0.100 mol/dm³ hydrochloric acid was added to **G** until an end-point was reached.

Phenolphthalein is colourless in acid and red in alkali.

(c) What was the colour change of the indicator at the end-point?

The colour changed from to [1]

Three titrations were done. The diagrams below show parts of the burette at the beginning and end of each titration.



(d) Use the diagrams to complete the following table.

titration number	1	2	3
final reading / cm ³			
initial reading / cm ³			
volume of hydrochloric acid used / cm ³			
best titration results (✓)			

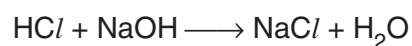
Summary:

Tick (✓) the best titration results. Using these results, the average volume of hydrochloric acid required was cm³. [4]

(e) Calculate the number of moles of hydrochloric acid in the average volume of 0.100 mol/dm³ hydrochloric acid in (d).

..... [1]

(f) Using the equation



Deduce the number of moles of sodium hydroxide in 25.0 cm³ of solution G.

..... [1]

- (g) Using your answer in (f) calculate the number of moles of sodium hydroxide in 250 cm³ of solution G.

..... [1]

- (h) Calculate the number of moles of sodium hydroxide in 50.0 cm³ of 1.00 mol/dm³ sodium hydroxide.

..... [1]

- (i) By subtracting your answer in (g) from your answer in (h) calculate the number of moles of sodium hydroxide which reacted with the sample of F.

..... [1]

- (j) Given that 1 mole of sodium hydroxide produces 17 g of ammonia.

Calculate

- (i) the mass of ammonia produced from the original sample,

..... g NH₃

- (ii) the mass of ammonia produced from 100 g fertiliser.

..... g NH₃ / 100 g fertiliser F
[2]

- 8 The following table shows the tests a student did on substance **S** and the conclusions made from the observations.

Complete the table by describing these observations and suggest the test and observation which led to the conclusion from test 4.

<i>Test</i>	<i>Observation</i>	<i>Conclusion</i>
1 S was dissolved in water and the solution divided into three parts for tests 2, 3 and 4.		S is not a compound of a transition metal.
2 (a) To the first part, aqueous sodium hydroxide was added until a change was seen. (b) An excess of aqueous sodium hydroxide was added to the mixture from (a).		S may contain Al^{3+} or Zn^{2+} ions.
3 (a) To the second part, aqueous ammonia was added until a change was seen. (b) An excess of ammonia was added to the mixture from (a).		S contains Zn^{2+} ions
4		S contains Cl^{-} ions

Conclusion: The formula for the compound **S** is [9]

- 9 The reaction between aqueous barium chloride and dilute sulphuric acid produces a white precipitate.

(a) Name and state the formula of this precipitate.

name

formula [1]

A series of experiments was done to find the mass of precipitate produced.

Solution **J** is 1.00 mol/dm³ barium chloride

Solution **K** is 1.00 mol/dm³ sulphuric acid

10.0 cm³ of **J** was put into each of six test tubes. Increasing volumes of **K** were added to each test tube. The mixtures were filtered and the precipitates were washed with water, dried and placed in a weighed container which was reweighed.

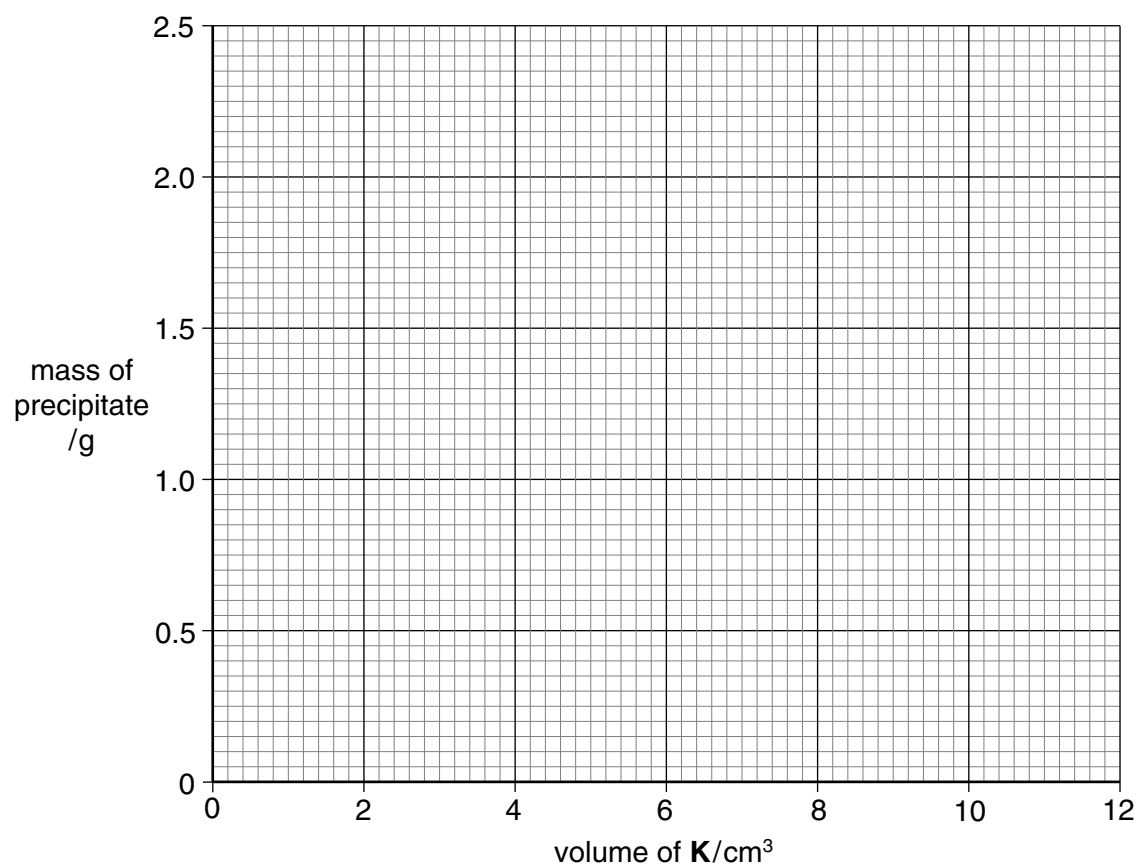
The table overleaf shows the results of these experiments.

(b) Complete the final column to give the mass of the precipitate.

volume of J / cm ³	volume of K / cm ³	mass of empty container / g	mass of container and precipitate / g	mass of precipitate / g
10.0	2.0	3.50	3.97	0.47
10.0	4.0	3.50	4.43	
10.0	6.0	3.50	4.70	
10.0	8.0	3.50	5.36	
10.0	10.0	3.50	5.83	
10.0	12.0	3.50	5.83	

[2]

(c) Using the grid below, plot the mass of precipitate on the y-axis against the volume of **K** on the x-axis. Join the points with two straight lines.



[3]

- (d) One of the results is incorrect. Circle the result on your graph and suggest what the correct mass of precipitate should be.

..... g [1]

- (e) What volume of **K** would produce 1.60 g of precipitate?

..... cm³ [1]

- (f) Why was the mass of precipitate the same in the last two experiments?

.....

..... [1]

- (g) The experiment was repeated using the volumes of **J** and **K** as shown in the table below. Using your results from the first experiment, complete the final column showing the mass of precipitate produced in each case.

volume of J / cm ³	volume of K / cm ³	mass of precipitate / g
2.0	2.0	
2.0	4.0	
2.0	6.0	

[2]

DATA SHEET
The Periodic Table of the Elements

		Group																					
I	II	III	IV	V	VI	VII	O																
		1 H Hydrogen 1										4 He Helium 2											
7 Li Lithium 3	9 Be Beryllium 4											20 Ne Neon 10											
23 Na Sodium 11	24 Mg Magnesium 12	11 B Boron 5	12 C Carbon 6	14 N Nitrogen 7	16 O Oxygen 8	19 F Fluorine 9					35.5 Cl Chlorine 17												
39 K Potassium 19	40 Ca Calcium 20	27 Al Aluminium 13	28 Si Silicon 14	31 P Phosphorus 15	32 S Sulphur 16	80 Br Bromine 35					84 Kr Krypton 36												
85 Rb Rubidium 37	88 Sr Strontium 38	56 Fe Iron 26	64 Cu Copper 29	59 Ni Nickel 28	65 Zn Zinc 30	127 I Iodine 53					131 Xe Xenon 54												
133 Cs Caesium 55	137 Ba Barium 56	101 Ru Ruthenium 44	108 Ag Silver 47	106 Pd Palladium 46	112 Cd Cadmium 48	209 Bi Bismuth 83					207 Pb Lead 82												
226 Ra Radium 88	227 Ac Actinium 89	103 Rh Rhodium 45	197 Au Gold 79	195 Pt Platinum 78	201 Hg Mercury 80	204 Tl Thallium 81					209 Po Polonium 84												
*58-71 Lanthanoid series																							
†90-103 Actinoid series																							
<table style="width: 100%; border: none;"> <tr> <td style="border: none; width: 10%;"></td> <td style="border: none; width: 10%; text-align: center;">a</td> <td style="border: none; width: 10%; text-align: center;">X</td> <td style="border: none; width: 10%; text-align: center;">a = relative atomic mass</td> </tr> <tr> <td style="border: none; text-align: center;">Key</td> <td style="border: none; text-align: center;">b</td> <td style="border: none; text-align: center;">X</td> <td style="border: none; text-align: center;">X = atomic symbol</td> </tr> <tr> <td style="border: none;"></td> <td style="border: none;"></td> <td style="border: none;"></td> <td style="border: none; text-align: center;">b = proton (atomic) number</td> </tr> </table>													a	X	a = relative atomic mass	Key	b	X	X = atomic symbol				b = proton (atomic) number
	a	X	a = relative atomic mass																				
Key	b	X	X = atomic symbol																				
			b = proton (atomic) number																				
140 Ce Cerium 58	141 Pr Praseodymium 59	144 Nd Neodymium 60	150 Sm Samarium 62	152 Eu Europium 63	157 Gd Gadolinium 64	162 Dy Dysprosium 66	165 Ho Holmium 67	167 Er Erbium 68	169 Tm Thulium 69	173 Yb Ytterbium 70	175 Lu Lutetium 71												
232 Th Thorium 90	238 Pa Protactinium 91	238 U Uranium 92	94 Pu Plutonium 94	95 Am Americium 95	96 Cm Curium 96	98 Cf Californium 98	99 Es Einsteinium 99	100 Fm Fermium 100	101 Md Mendelevium 101	102 No Nobelium 102	103 Lr Lawrencium 103												

The volume of one mole of any gas is 24 dm³ at room temperature and pressure (r.t.p.).