

## **MARK SCHEME for the May/June 2013 series**

### **0438 BIOLOGY (US)**

**0438/31**

Paper 3 (Extended Theory), maximum raw mark 80

This mark scheme is published as an aid to teachers and candidates, to indicate the requirements of the examination. It shows the basis on which Examiners were instructed to award marks. It does not indicate the details of the discussions that took place at an Examiners' meeting before marking began, which would have considered the acceptability of alternative answers.

Mark schemes should be read in conjunction with the question paper and the Principal Examiner Report for Teachers.

Cambridge will not enter into discussions about these mark schemes.

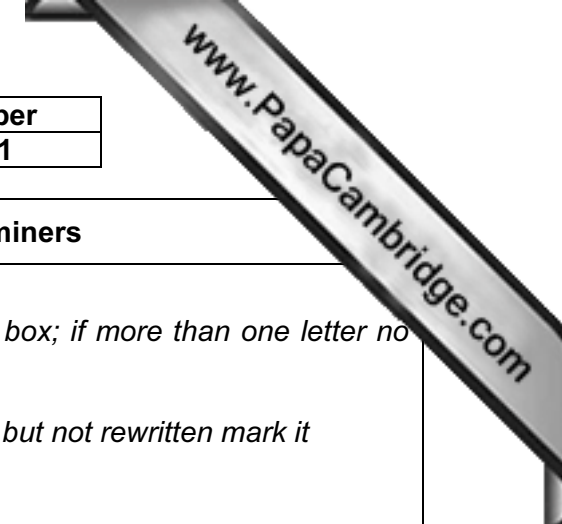
Cambridge is publishing the mark schemes for the May/June 2013 series for most IGCSE, GCE Advanced Level and Advanced Subsidiary Level components and some Ordinary Level components.

<b>Page 2</b>	<b>Mark Scheme</b>	<b>Syllabus</b>
	<b>IGCSE – May/June 2013</b>	<b>0438</b>

**Mark schemes will use these abbreviations**


- ; separates marking points
- / alternatives
- **R** reject
- **A** accept (for answers correctly cued by the question)
- **I** ignore as irrelevant
- **ecf** error carried forward
- **AW** alternative wording (where responses vary more than usual)
- **AVP** alternative valid point
- **ORA** or reverse argument
- underline actual word given must be used by candidate (grammatical variants excepted)
- ( ) the word / phrase in brackets is not required but sets the context
- **D, L, T, Q** quality of: drawing / labelling / table / detail as indicated
- **max** indicates the maximum number of marks

Page 3	Mark Scheme	Syllabus	Paper
	IGCSE – May/June 2013	0438	31




	Answer	Marks	Guidance for Examiners
1 (a)	structure	letter from Fig. 1.1	<i>Only one letter per box; if more than one letter no mark</i>  <i>If letter crossed out but not rewritten mark it</i>  <b>JEHCB</b>
	left lung	<b>D</b>	
	bronchus	<b>J</b>	
	diaphragm	<b>E</b>	
	intercostal muscle	<b>H</b>	
	rib	<b>C</b>	
	trachea	<b>B</b>	
		[5]	
(b) (i)	3750 ; <i>no mark for working alone</i>	[1]	<i>if the answer is not in the table look for it in the space for working</i>
(ii)	number of breaths (per minute) / different rate of breathing ; exhaled breath has a higher temperature ;	[max 1]	<b>A</b> faster, slower, change in frequency <b>ignore</b> depth (as in the table) / heavier
(iii)	water vapour / H <sub>2</sub> O / any <b>named</b> rare or inert gas or pollutant ;	[1]	<i>names, correct symbols or formulae for any of the following: H<sub>2</sub>, Ar, He, Xe, Ne, Rn, Kr, SO<sub>2</sub>, O<sub>3</sub>, CO, NO<sub>2</sub>, N<sub>2</sub>O, CH<sub>4</sub>, NH<sub>3</sub>, I<sub>2</sub></i>

Page 4	Mark Scheme	Syllabus	Paper
	IGCSE – May/June 2013	0438	31



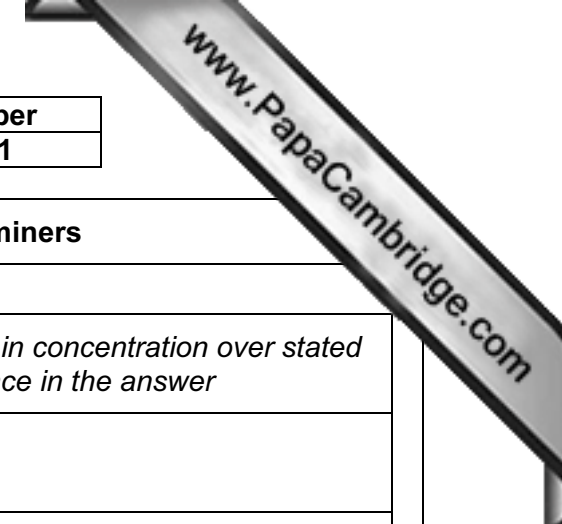
	Answer	Marks	Guidance for Examiners
(iv)	<p><i>in breathed out air</i></p> <p>1 after exercise less oxygen <u>and</u> more carbon dioxide / ora ;</p> <p>2 use of data <u>with %</u> to quantify (for either oxygen or carbon dioxide) ;</p> <p><i>explanation in terms of the following increasing</i></p> <p>3 more oxygen, absorbed / is needed / used up ;</p> <p>4 more carbon dioxide, produced ;</p> <p>5 more gas exchange ;</p> <p>6 more <u>respiration</u> ; <b>R</b> more anaerobic respiration</p> <p>7 more energy required ;</p> <p>8 repaying / AW, oxygen debt ;</p>	[max 3]	<p><b>MP2</b></p> <p>oxygen – 17.2 to 15.3% / 1.9%</p> <p>carbon dioxide – 3.6 to 5.5% / 1.9%</p> <p><b>R</b> inhaled</p> <p><b>R</b> exhaled</p> <p><b>R</b> produce energy</p>
2 (a) (i)	<p><b>L</b> = (primary) producer(s) ;</p> <p><b>N</b> = secondary consumer(s) ;</p>	[2]	<p><b>ignore</b> (green) plant</p> <p><b>ignore</b> carnivore</p>
(ii)	<p>energy, of / at, each trophic level ;</p> <p><b>A</b> shows that energy, decreases / is lost (at each trophic level)</p> <p>e.g. '<b>L</b> has more energy than <b>M</b>'</p>	[1]	<p><b>R</b> biomass / numbers</p> <p><b>R</b> 'production of energy'</p> <p><b>ignore</b> energy passed on – shown by the arrows not the boxes</p>
(iii)	<p><i>idea that</i></p> <p>1 no, energy left ;</p> <p>2 use figures from Fig. 2.1 to show that all energy to <b>O</b> is already</p> <p>3 little / not enough, energy available from eating, tertiary consumers / <b>O</b> / AW ;</p> <p>4 loss of (90%) energy, at / between, each trophic level / AW ;</p> <p>5 would be very small population of predators of <b>O</b> ;</p> <p>6 (population of) predators of <b>O</b> unlikely to survive ;</p> <p>7 <b>AVP</b> ; e.g. <i>idea that</i> difficult to be a predator of <b>O</b> because <b>O</b> is likely to be 'large and fierce'</p>	[max 3]	<p><b>A</b> 'needing to eat a lot to get enough energy'?</p> <p><b>MP4</b> <i>no need to use the term trophic level if idea is implied</i></p>

Page 5	Mark Scheme	Syllabus	Paper
	IGCSE – May/June 2013	0438	31



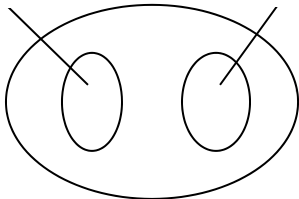
	Answer	Marks	Guidance for Examiners															
(iv)	<p>1 loss of energy (from, each / all, trophic level(s)) ;</p> <p>2 (by) <u>respiration</u> ;</p> <p>3 (to the) environment / atmosphere / surroundings ;</p> <p>4 as, heat / thermal energy ;</p>	[max 2]	<i>accept once only</i>															
(b)	<p><i>M is the herbivore</i></p> <p>1 more (biomass of / energy in), producers / <b>L</b> ;</p> <p>2 as fewer / no, herbivores / primary consumers / predators (to eat <b>L</b>) / <b>M</b> ;</p> <p>3 fewer / extinction of, carnivores / secondary consumers / <b>N</b> ;</p> <p>4 fewer / extinction of, tertiary consumers / <b>O</b> ;</p> <p>5 as less, food / energy ;</p> <p>6 more competition ;</p>	[max 3]	<p><b>ignore</b> any changes to decomposers / recycling</p> <p><b>A</b> the argument that more primary consumers will migrate into the ecosystem</p> <p><b>ignore</b> predators / organisms unqualified</p>															
3 (a)	<table border="1"> <thead> <tr> <th>function</th> <th>name of organ</th> <th>letter from Fig. 3.1</th> </tr> </thead> <tbody> <tr> <td>production of gametes</td> <td>ovary</td> <td><b>T</b> ;</td> </tr> <tr> <td>site of implantation</td> <td>uterus</td> <td><b>X</b> ;</td> </tr> <tr> <td>site of fertilisation</td> <td>oviduct / fallopian tube</td> <td><b>R</b> ;</td> </tr> <tr> <td>dilates during birth</td> <td>cervix</td> <td><b>V</b></td> </tr> </tbody> </table>	function	name of organ	letter from Fig. 3.1	production of gametes	ovary	<b>T</b> ;	site of implantation	uterus	<b>X</b> ;	site of fertilisation	oviduct / fallopian tube	<b>R</b> ;	dilates during birth	cervix	<b>V</b>	[3]	<p><b>ignore</b> lining / endometrium – <i>not an organ</i></p> <p><b>R</b> uterus wall</p> <p><b>R</b> 'egg, canal / tube'</p>
function	name of organ	letter from Fig. 3.1																
production of gametes	ovary	<b>T</b> ;																
site of implantation	uterus	<b>X</b> ;																
site of fertilisation	oviduct / fallopian tube	<b>R</b> ;																
dilates during birth	cervix	<b>V</b>																
(b) (i)	ovary / ovaries ; <b>ignore T</b>	[1]	<b>R</b> follicle – <i>not an organ</i>															
(ii)	makes (Graafian) follicle, form / develop / mature / be produced ; causes, secretion / release / production, of oestrogen ;	[max 1]	<p><b>A</b> egg / ovum / gamete for follicle</p> <p><b>R</b> ovulation / described</p>															

Page 6	Mark Scheme	Syllabus	Paper
	IGCSE – May/June 2013	0438	31



	Answer	Marks	Guidance for Examiners
(c) (i)	<i>award the following to <b>max 3</b></i>		<i>award <b>max 2</b> for data quotes including changes in concentration over stated number of days - units must be used at least once in the answer</i>
	increase from, day 1 / first day, to day 11 ; <b>A</b> peaks at day 11 / increases over first 10/11 days		155 / 156 (arbitrary) units on day 11 ;
	decreases from day 11 to day 15 ;		54 / 55 (arbitrary) units on day 15 ;
	increases to day 20 / peaks (again) at day 20 ;		136 (arbitrary) units on day 20 ;
	decreases to, day 27 / last day ;		40 (arbitrary) units on day 27 ;
		[max 4]	
(ii)	release of, egg / egg cell / ovum / oocyte / female gamete ;  <b>either</b> from, ovary / follicle <b>or</b> into fallopian tube / oviduct ;	[2]	<b>R</b> ovule
(d)	<ol style="list-style-type: none"> <li>1 sperm cell digests way through, jelly coat / AW ;</li> <li>2 uses enzymes (from acrosome) ;</li> <li>3 sperm, attaches to / fuses with, egg / AW ; <b>A</b> fusion of gametes</li> <li>4 whole sperm cell enters egg / head of sperm enters egg ;</li> <li>5 (egg membrane changes so that) no other sperm can enter ;</li> <li>6 haploid / 23 chromosomes ;</li> <li>7 nuclei, fuse / join ; <b>A</b> ref to chromosomes 'coming together'</li> <li>8 diploid / 46 chromosomes ;</li> <li>9 zygote ;</li> </ol>	[max 3]	<p><b>ignore</b> egg wall / cell wall</p> <p><b>ignore</b> events after fertilisation</p>

Page 7	Mark Scheme	Syllabus	Paper
	IGCSE – May/June 2013	0438	31

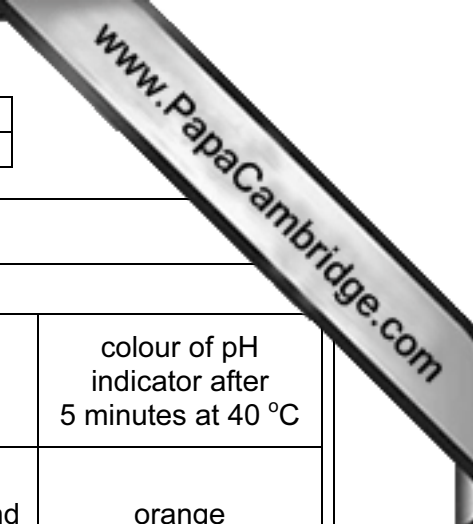
	Answer	Marks	Guidance for Examiners
(e) (i)	length / molecule / thread / strand, of DNA (and proteins) ; made of (string of), genes / alleles ; <b>A</b> contains genes	[max 2]	<b>R</b> pair of genes
(ii)	46 ; <b>A</b> 23 pairs	[1]	
4 (a)	<p>phloem                      xylem</p> 	[2]	<p>1 mark for drawing and 1 mark for labelling <i>drawing must represent correct position of xylem and phloem as shown in Fig. 4.1</i></p> <p><i>if cells are drawn, these must be in the correct positions for xylem and phloem as in the photograph</i></p>
(b)	<u>sucrose</u> ;	[1]	<b>ignore</b> sugar / non-reducing sugar <b>A</b> phonetic spellings
(c)	<p><b>1</b> during growing season / when photosynthesising / when food is made ;</p> <p><b>2</b> (substances are) transported (down), to the roots <i>or</i> to (named)</p> <p><b>3</b> transported (up) to the, growing points / flowers / fruits / seeds / new leaves / AW ;</p> <p><b>4</b> (time of year) when no photosynthesis / when food is not made ;</p> <p><b>5</b> (substances are transported upwards) from, roots / storage organ / seed ;</p> <p><b>6</b> (substances transported) from <u>source</u> to <u>sink</u> ;</p>	[max 4]	<p><b>A</b> when there is plenty of light</p> <p><b>A</b> move for are transported <b>MP3 A</b> transported up for either time of year once only</p> <p><i>source may be a storage organ or a leaf depending on the time of year</i></p>

Page 8	Mark Scheme	Syllabus	Paper
	IGCSE – May/June 2013	0438	31

	Answer	Marks	Guidance for Examiners
(d)	<p>1 <u>evaporation of water</u>, from (surfaces of) mesophyll ;</p> <p>2 movement / diffusion / loss of, water vapour ;</p> <p>3 from, leaves ; <b>A</b> (named) aerial / upper, parts ;</p> <p>4 through / from, stomata / cuticle ;</p>	[max 3]	
(e)	<p>1 evaporation / transpiration, causes movement of water ;</p> <p>2 in xylem ;</p> <p>3 reduces pressure at the top of the plant / ref to a water potential</p> <p>4 transpiration pull ;</p> <p>5 maintained by <u>cohesion</u> between water molecules ;</p> <p>6 maintains a continuous column of water / AW ;</p> <p>7 adhesion of water / AW, to walls of xylem ;</p>	[max 4]	<b>ignore</b> capillarity (except if discussing events at interface between water and air in mesophyll in leaf)
5 (a) (i)	<p>1 without enzymes reactions, occur too slowly / not at all ; <b>A</b> enzymes speed up reactions</p> <p>2 reduce, activation energy / energy needed for a reaction ;</p> <p>3 reactions take place at lower temperatures ;</p> <p>4 enzymes are catalysts ;</p>	[max 3]	<b>MP1 A</b> some aspect of metabolism as an alternative to reactions, e.g. digestion
(ii)	<p>lipase – pancreas ;</p> <p>protease – stomach / pancreas ;</p> <p>amylase – salivary gland / pancreas ;</p>	[3]	organs have to be different if the answer for lipase is incorrect <b>A</b> pancreas for either protease or amylase but not both
(b) (i)	<p>control ; <b>R</b> control(led) variable to show differences in, colour / pH / fat, due to, enzyme / lipase ;</p> <p>to use for comparing, colours / pH ;</p>	[max 2]	<b>A</b> to show what happens without, enzyme / lipase, and bile salts
(ii)	<p>acid pH / below pH 5 / lowers the pH / becomes acidic ;</p> <p>fat has been, digested / broken down ;</p> <p>fatty acids (and glycerol) ;</p>	[3]	<b>R</b> ref to lipase / bile salts being acidic

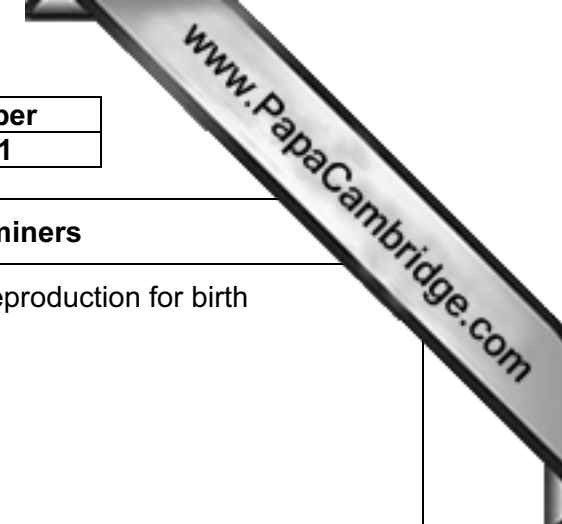


Page 9	Mark Scheme	Syllabus	Paper
	IGCSE – May/June 2013	0438	31



	Answer	Marks	Guidance for Examiners															
(iii)	<p><b>1</b> ref to specific, pH / colour in, <b>B / C</b> ; i.e. <b>B</b> is blue / 8-10 / alkaline i.e. <b>C</b> is yellow / 4-5 / slightly acid</p> <p><b>ignore</b> bile salts / lipase is alkaline in <b>B</b></p> <p><b>B</b></p> <p><b>2</b> no, (chemical) digestion / breakdown (of fat) ; <b>3</b> no fatty acids ; <b>4</b> no lipase ;</p> <p><b>C</b></p> <p><b>5</b> some, (chemical) digestion / breakdown (of fat) ; <b>6</b> fat not <u>emulsified</u> ; <b>7</b> so slower reaction (than A) ; <b>8</b> fewer fatty acids produced ;</p> <p><i>award for <b>B / C</b></i></p> <p><b>9</b> bile salts <u>emulsify</u> fats ; <b>10</b> ref to increasing surface area of fat (globules / AW) ; <b>11</b> bile salts are not enzymes ;</p>	[max 4]	<table border="1"> <thead> <tr> <th>test-tube</th> <th>contents</th> <th>colour of pH indicator after 5 minutes at 40 °C</th> </tr> </thead> <tbody> <tr> <td><b>A</b></td> <td>milk, alkaline solution, lipase and bile salts</td> <td>orange</td> </tr> <tr> <td><b>B</b></td> <td>milk, alkaline solution, bile salts and water</td> <td>blue</td> </tr> <tr> <td><b>C</b></td> <td>milk, alkaline solution, lipase and water</td> <td>yellow</td> </tr> <tr> <td><b>D</b></td> <td>milk, alkaline solution and water</td> <td>blue</td> </tr> </tbody> </table>	test-tube	contents	colour of pH indicator after 5 minutes at 40 °C	<b>A</b>	milk, alkaline solution, lipase and bile salts	orange	<b>B</b>	milk, alkaline solution, bile salts and water	blue	<b>C</b>	milk, alkaline solution, lipase and water	yellow	<b>D</b>	milk, alkaline solution and water	blue
test-tube	contents	colour of pH indicator after 5 minutes at 40 °C																
<b>A</b>	milk, alkaline solution, lipase and bile salts	orange																
<b>B</b>	milk, alkaline solution, bile salts and water	blue																
<b>C</b>	milk, alkaline solution, lipase and water	yellow																
<b>D</b>	milk, alkaline solution and water	blue																
6 (a)	<p><b>1</b> cell wall ; <b>2</b> plasmid ; <b>3</b> flagella ; <b>4</b> capsule ; <b>5</b> loop of DNA / circular chromosome / no chromosome(s) ; <b>6</b> no nucleus ; <b>7</b> no, organelles / named organelle ;</p> <p><b>8</b> AVP ; e.g. smaller ribosomes</p>	[max 2]	<p><b>R</b> size</p> <p><b>A</b> fimbriae / pili</p> <p><b>ignore</b> 'thread of DNA' unqualified</p> <p><i>some of these structures are not in all bacteria, but are often shown in diagrams of bacteria</i></p>															
(b) (i)	<p><b>A</b> – lag ; <b>B</b> – exponential / log ;</p>	[2]	<i>please look carefully at spelling of lag and log</i>															

Page 10	Mark Scheme	Syllabus	Paper
	IGCSE – May/June 2013	0438	31



	Answer	Marks	Guidance for Examiners
(ii)	<p>1 D – ‘birth’ = death ;</p> <p>2 E – death &gt; ‘birth’ ;</p> <p><i>for either D or E</i></p> <p>3 less / no, food / nutrients ;</p> <p>4 less / no, oxygen ;</p> <p>5 accumulation of, wastes / toxins ;</p> <p>6 limiting factor(s) <i>used in appropriate context</i> ;</p> <p>7 carrying capacity / described ;</p>	[max 3]	<p>A rate of growth / reproduction for birth</p> <p>A limit / limits in context</p>
(c) (i)	jointed, legs / limbs / appendages ; exoskeleton ;	[max 1]	
(ii)	<i>either</i>	<i>or</i>	
	<p>1 <i>idea that</i> bottom of sea, predators / prey, unable to see ;</p> <p>2 camouflage not needed (ref to, avoiding predators /</p> <p>3 (therefore) no need to make pigment ;</p> <p>4 less energy needed (to make pigment) ;</p> <p>5 mutation / change in gene <i>or</i> DNA ;</p> <p>6 so no pigment made (allow only if MP5 is given) ;</p> <p>7 white crabs / albino crabs, survive and reproduce ;</p> <p>8 pass on their, gene(s) / allele(s) (for no pigment) ;</p> <p>9 ref to (natural) <u>selection</u> in context ; <b>R</b> if artificial</p>	<p>1 bottom of the sea is covered in white, sand / rock ;</p> <p>2 dark coloured crabs, are conspicuous / easily seen,</p> <p>3 by predators / more likely to be predated ;</p> <p>4 no need to make pigment ;</p> <p>5 less energy needed (to make pigment) ;</p> <p>6 mutation / change in gene / DNA ;</p> <p>7 so no pigment made (allow only if MP5 is given) ;</p> <p>8 white crabs / albino crabs, survive and reproduce ;</p> <p>9 pass on their, gene(s) / allele(s) (for no pigment) ;</p> <p>10 ref to (natural) <u>selection</u> in context ; <b>R</b> if artificial</p>	[max 4]