

CANDIDATE
NAME

--

CENTRE
NUMBER

--	--	--	--	--

CANDIDATE
NUMBER

--	--	--	--



ENVIRONMENTAL MANAGEMENT

0680/12

Paper 1

May/June 2015

1 hour 30 minutes

Candidates answer on the Question Paper.

No Additional Materials are required.

READ THESE INSTRUCTIONS FIRST

Write your Centre number, candidate number and name on all the work you hand in.

Write in dark blue or black pen.

You may use an HB pencil for any diagrams or graphs.

Do not use staples, paper clips, glue or correction fluid.

DO NOT WRITE IN ANY BARCODES.

Answer **all** questions.

Electronic calculators may be used.

You may lose marks if you do not show your working or if you do not use appropriate units.

At the end of the examination, fasten all your work securely together.

The number of marks is given in brackets [] at the end of each question or part question.

This document consists of **15** printed pages and **1** blank page.

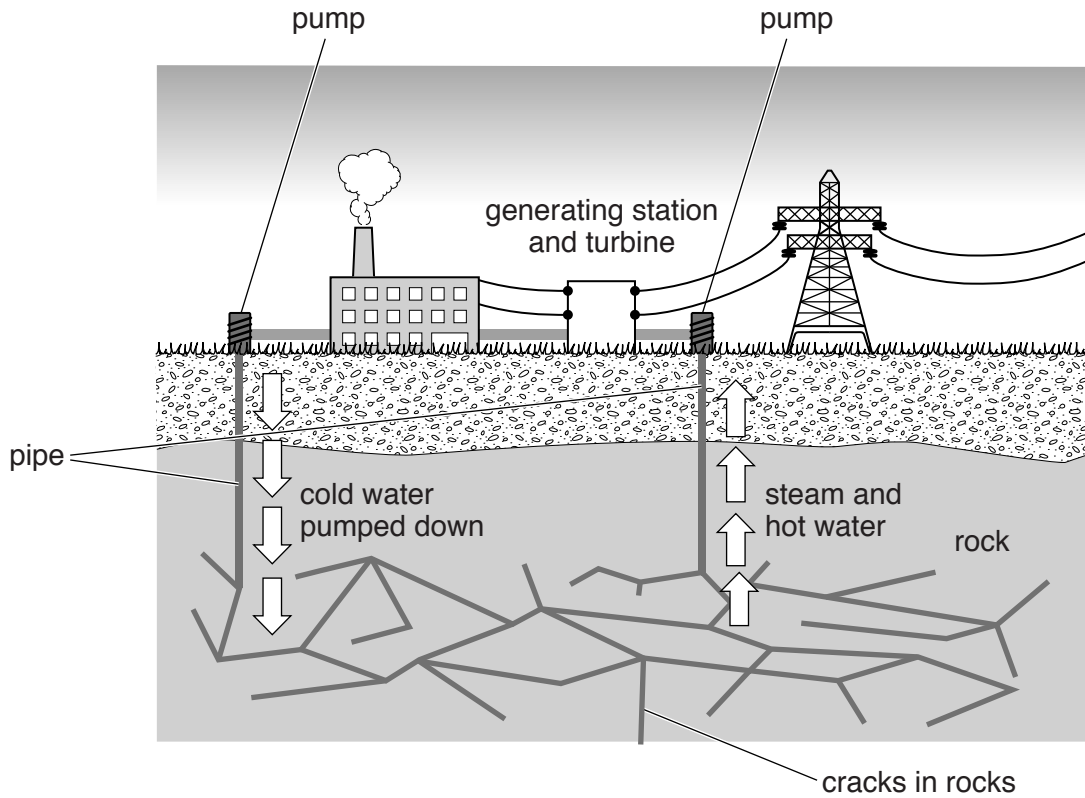
(b) (i) Biodiversity is being lost around the world. State **two** reasons why this is a problem.

.....
.....
.....
..... [2]

(ii) Describe a strategy for conservation of biodiversity.

.....
.....
.....
.....
.....
..... [3]

2 (a) Look at the diagram below which shows one way of generating electricity at a power station.



(i) State the name of the energy source being used at the power station.
[1]

(ii) Use the diagram to describe how this energy source is converted into electricity.

[3]

(iii) The energy source in the diagram is an example of alternative energy.
 State the names of **two** other alternative energy sources.
 1
 2
 [2]

(b) (i) Define the term *alternative energy*.

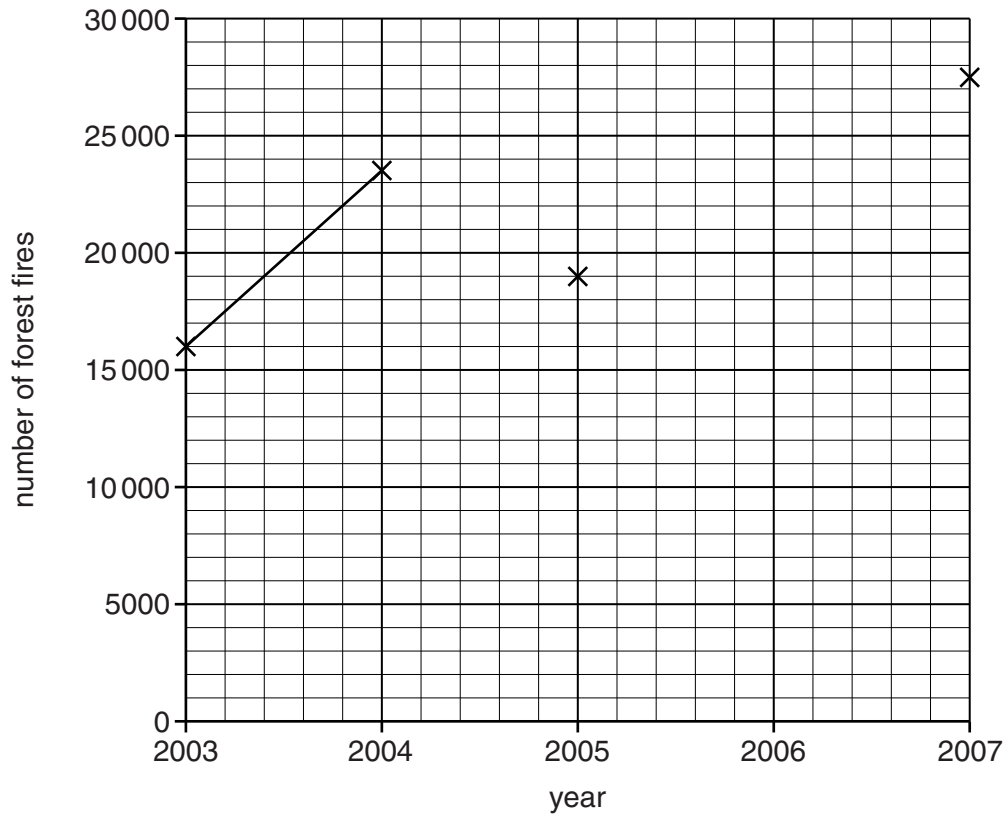
.....
.....[1]

(ii) Suggest reasons for needing alternative energy sources.

.....
.....
.....
.....
.....
.....
.....[3]

- 3 (a) Look at the table and graph below which give information about Amazon forest fires in the Mato Grosso region of Brazil.

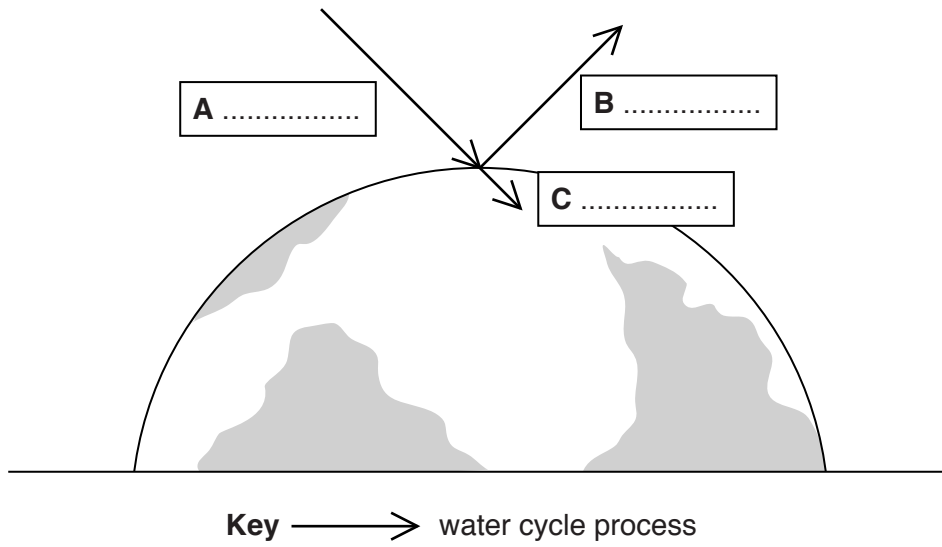
year	number of forest fires in the Mato Grosso region
2003	16 000
2004	23 500
2005	19 000
2006	14 000
2007	27 500



- (i) Use the data in the table to complete the line graph to show how the number of forest fires changed between 2003 and 2007. [2]

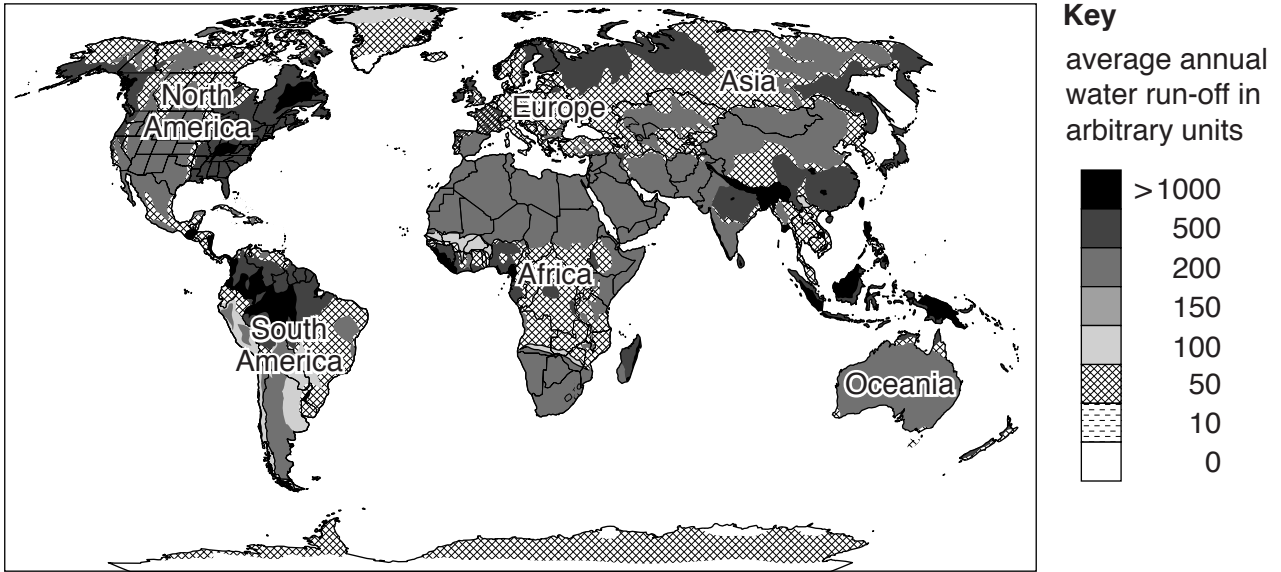
- (ii) Using the table in 4(a), write the correct figures from the column **totals** in boxes **A**, **B** and **C**.

[2]

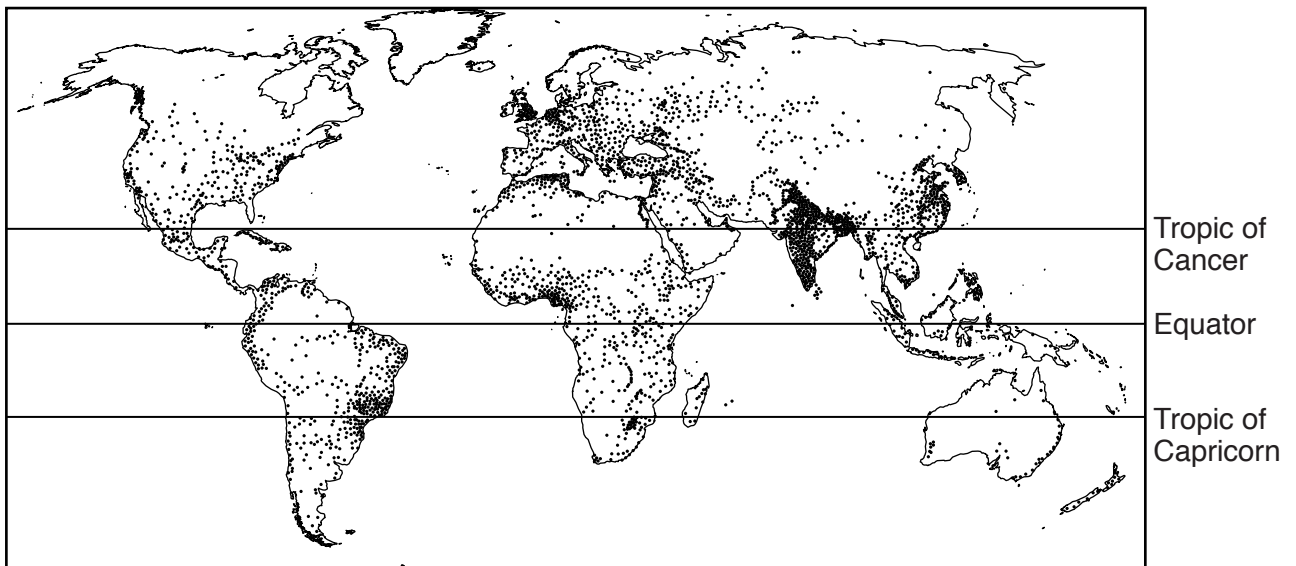


(b) **Map one** shows average annual water run-off and **map two** shows world population distribution.

map one



map two



Key

· area with large population

5 (a) In the United States of America ten tonnes of minerals which are not fuels are used per person per year.

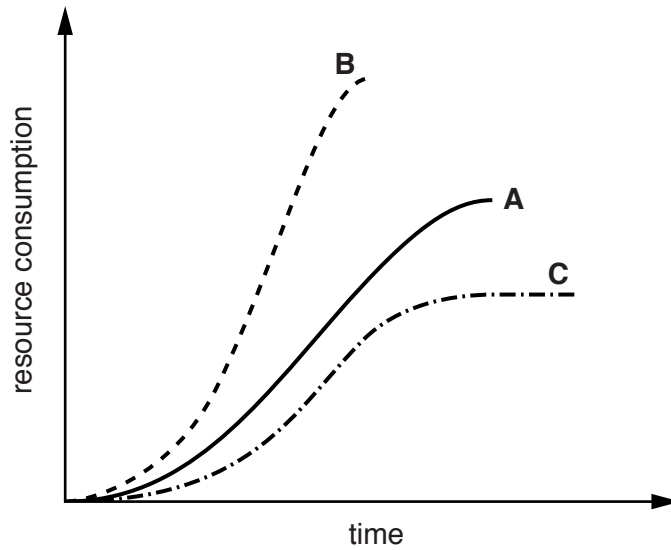
(i) Circle **two** minerals which are **not** used as fuels.

coal copper ore iron iron ore oil [2]

(ii) Name **one** mineral that is used as a fuel **and** describe how it was formed.

.....
.....
.....
.....
.....
.....
.....[3]

(b) The graph below shows three ways in which the use of a mineral can be managed over time.



Key
— A
- - - B
- · - · C

- 6 (a) Look at the photograph below of two plants, bracken (a fern) and heather, on an upland area in Europe.



- (i) Describe the distribution of the two plants in this area.

.....
.....
.....
.....[2]

A report on bracken control in areas of heather stated,

“If it is not controlled, bracken grows very quickly. It takes the place of other plants, such as heather, at a rate of five percent per year. It can grow to three metres in height. It has thick roots that spread out sideways and also go deep into the soil.”

BLANK PAGE

Permission to reproduce items where third-party owned material protected by copyright is included has been sought and cleared where possible. Every reasonable effort has been made by the publisher (UCLES) to trace copyright holders, but if any items requiring clearance have unwittingly been included, the publisher will be pleased to make amends at the earliest possible opportunity.

To avoid the issue of disclosure of answer-related information to candidates, all copyright acknowledgements are reproduced online in the Cambridge International Examinations Copyright Acknowledgements Booklet. This is produced for each series of examinations and is freely available to download at www.cie.org.uk after the live examination series.

Cambridge International Examinations is part of the Cambridge Assessment Group. Cambridge Assessment is the brand name of University of Cambridge Local Examinations Syndicate (UCLES), which is itself a department of the University of Cambridge.