

Centre Number	Candidate Number	Name
---------------	------------------	------

CAMBRIDGE INTERNATIONAL EXAMINATIONS  
International General Certificate of Secondary Education

**GEOGRAPHY**

**0460/01**

Paper 1

October/November 2003

**1 hour 45 minutes**

INSERT 1

**READ THESE INSTRUCTIONS FIRST**

This insert contains Fig. 1 and Table 1 for Question 1.

If you have answered Question 1, write your name, Centre number and candidate number in the spaces at the top of this page and attach the insert to your answer paper/answer booklet.

Fig. 1 for Question 1

Stages of population change through time

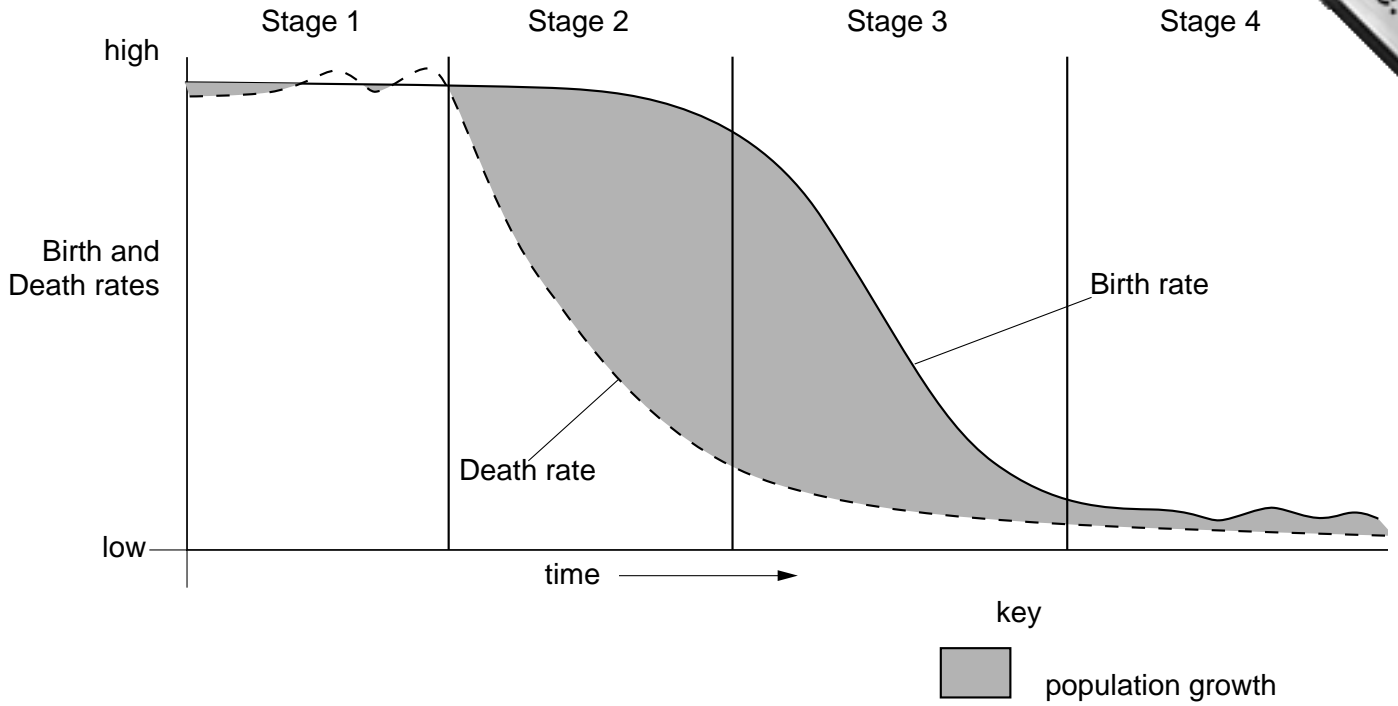


Table 1 for Question 1

Stage 1	Stage 2	Stage 3	Stage 4
high birth rate	high birth rate	falling birth rate	..... and ..... birth rate
..... and ..... death rate	..... death rate	..... death rate	low death rate

CAMBRIDGE INTERNATIONAL EXAMINATIONS  
International General Certificate of Secondary Education

**GEOGRAPHY**

**0460/01**

Paper 1

October/November 2003

INSERT 2

**1 hour 45 minutes**



**READ THESE INSTRUCTIONS FIRST**

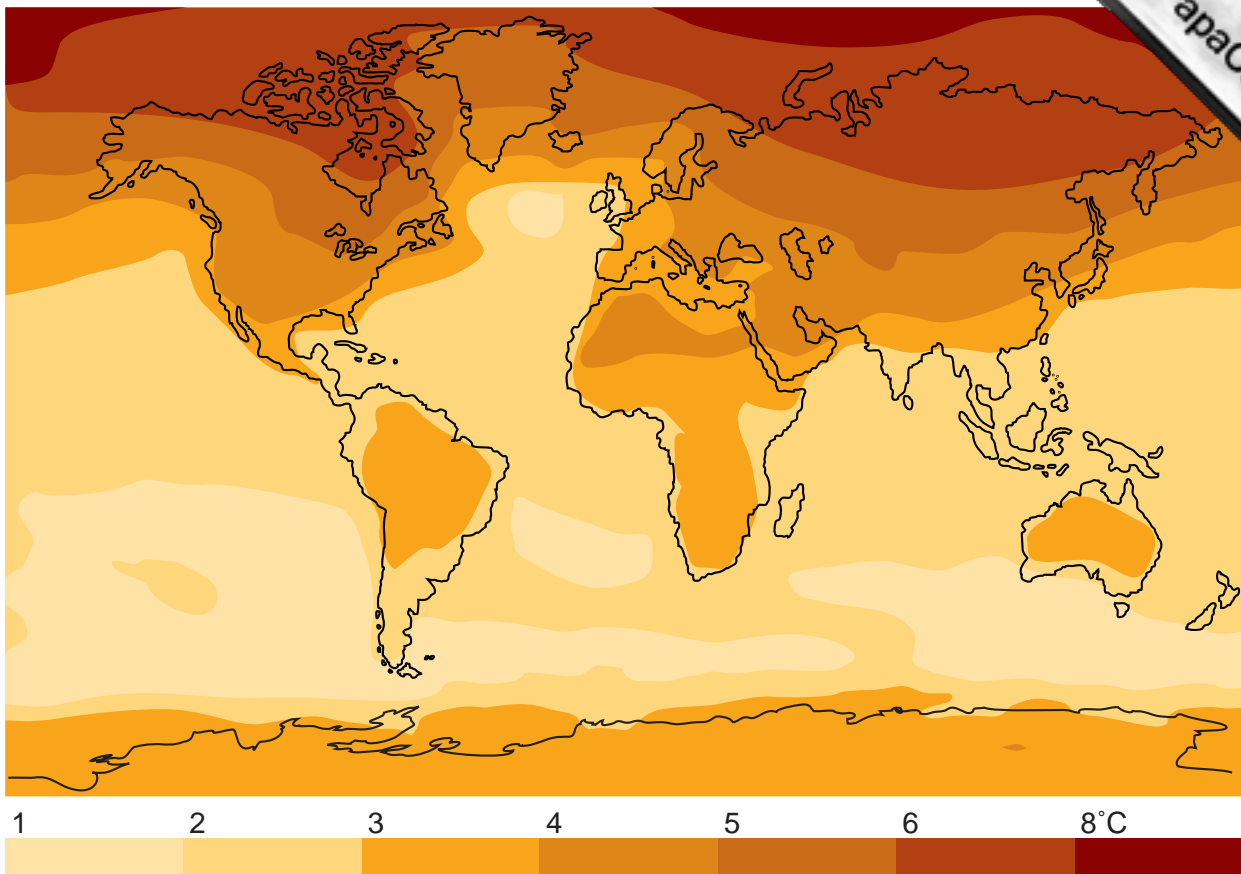
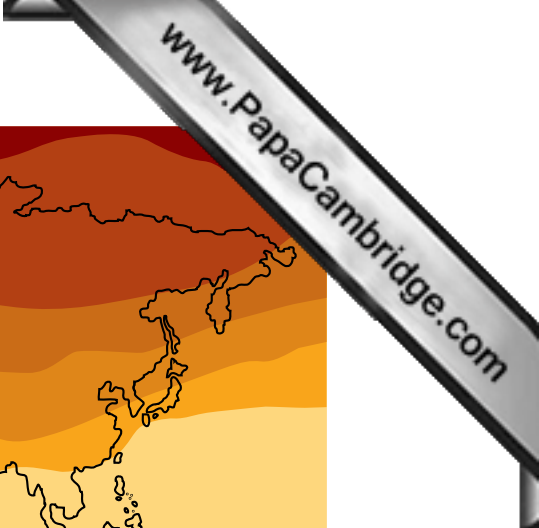
This insert contains Photograph A for Question 2 and Fig. 11 for Question 6.

Photograph A for Question 2

[www.PapaCambridge.com](http://www.PapaCambridge.com)

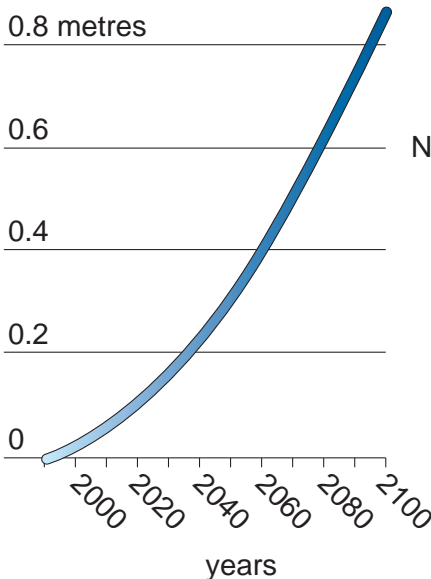
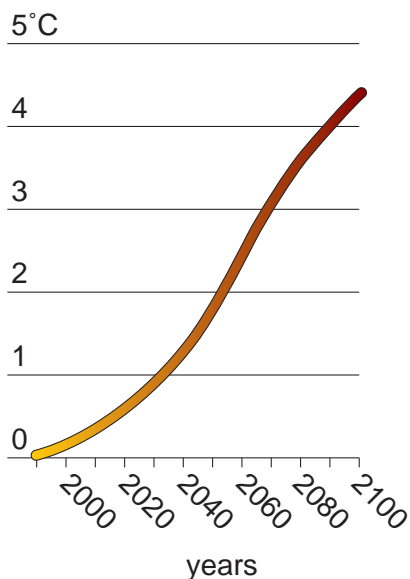


Fig. 11 for Question 6



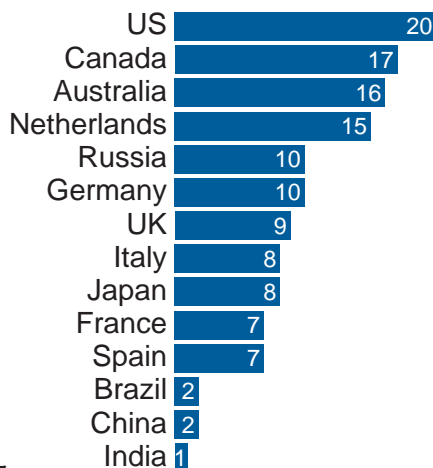
The annual mean change of the temperature between now and 2100 if the world does not act on warnings. Some areas could be 8°C hotter

**Temperature change and sea level rise**  
without political action to cut emissions



**CO<sub>2</sub> emissions**

tonnes CO<sub>2</sub> emissions from fossil fuel combustion, per capita, 1998



BLANK PAGE

[www.PapaCambridge.com](http://www.PapaCambridge.com)