



UNIVERSITY OF CAMBRIDGE INTERNATIONAL EXAMINATIONS
International General Certificate of Secondary Education

www.PapaCambridge.com

GEOGRAPHY

0460/43

Paper 4 Alternative to Coursework

May/June 2011

INSERT

1 hour 30 minutes

READ THESE INSTRUCTIONS FIRST

This Insert contains Figs 3, 4 and 5 for Question 1, and Fig. 8 and Tables 4 and 5 for Question 2.

The Insert is **not** required by the Examiner.

This document consists of **5** printed pages and **3** blank pages.



Fig. 3 for Question 1

Relative Humidity table

Dry bulb temperature

Dry bulb reading (°C)

	6	7	8	9	10	11	12	13	14	15	16	17	18	19	20	21	22	23	24
0.5	93	93	94	94	94	94	94	95	95	95	95	95	95	95	96	96	96	96	96
1.0	86	87	87	88	88	88	89	89	90	90	90	90	91	91	91	91	92	92	92
1.5	79	80	81	82	82	83	83	84	84	85	85	86	86	86	87	87	88	88	88
2.0	73	74	75	76	76	77	78	79	79	80	81	81	82	82	83	83	83	84	84
2.5	66	67	69	70	71	72	73	73	74	75	76	77	77	78	78	79	80	80	80
3.0	60	61	63	64	65	66	68	69	70	71	71	72	73	74	75	76	76	77	77
3.5	53	55	57	58	60	61	62	64	65	66	67	68	69	70	70	71	72	72	73
4.0	47	49	51	53	54	56	57	59	60	61	63	64	65	65	66	67	68	69	69
4.5	41	43	45	47	49	51	53	54	56	58	58	59	61	62	63	64	64	65	66

Difference in temperature (= dry bulb – wet bulb)

Fig. 4 for Question 1

Digital thermometer and hygrometer




Fig. 5 for Question 1

Map of school campus showing measuring sites

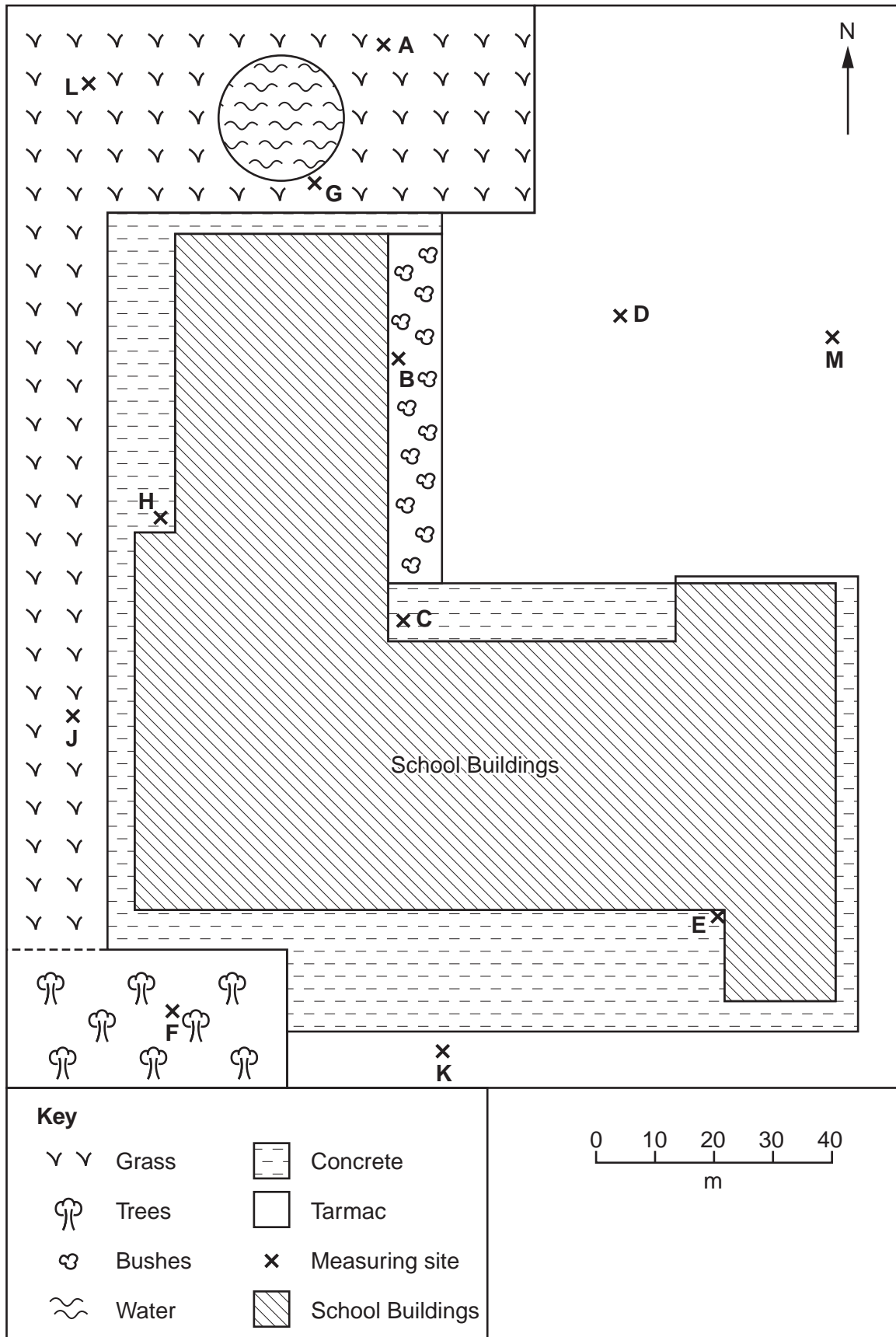


Fig. 8 for Question 2

Global Positioning System

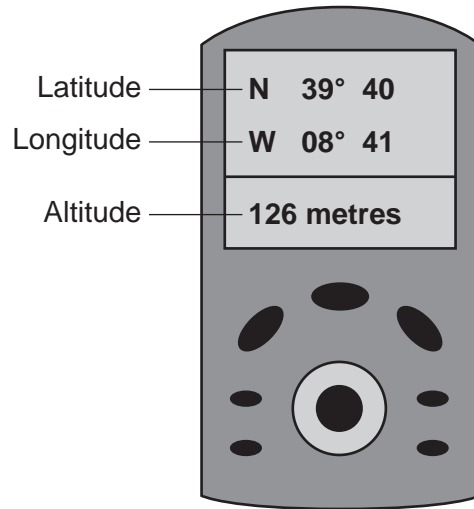


Table 4 for Question 2

Results recorded on transect up the hillside

Distance from farmhouse (m)	Height of land (m)	Angle of slope (degrees)	Land use
100	107	5	Potatoes
200	112	4	Potatoes
300	116	5	Barley
400	121	1	Barley
500	122	4	Oranges
600	126	7	Olives
700	133	14	Olives
800	147	29	Sheep
900	176	27	Sheep

Table 5 for Question 2

Secondary data

Land use	Average field size (hectares)	Total labour input (hours per hectare per year)
Artichokes	3.3	13
Barley	5.0	10
Olives	3.9	7
Onions	3.1	17
Oranges	2.6	10
Potatoes	2.2	16
Sheep	5.8	5
Tomatoes	2.7	19

