



Cambridge IGCSE™

GEOGRAPHY

0460/43

Paper 4 Alternative to Coursework

May/June 2022

INSERT

1 hour 30 minutes

INFORMATION

- This insert contains additional resources referred to in the questions.
- You may annotate this insert and use the blank spaces for planning. **Do not write your answers** on the insert.



This document has **12** pages. Any blank pages are indicated.

Fig. 1.1 for Question 1

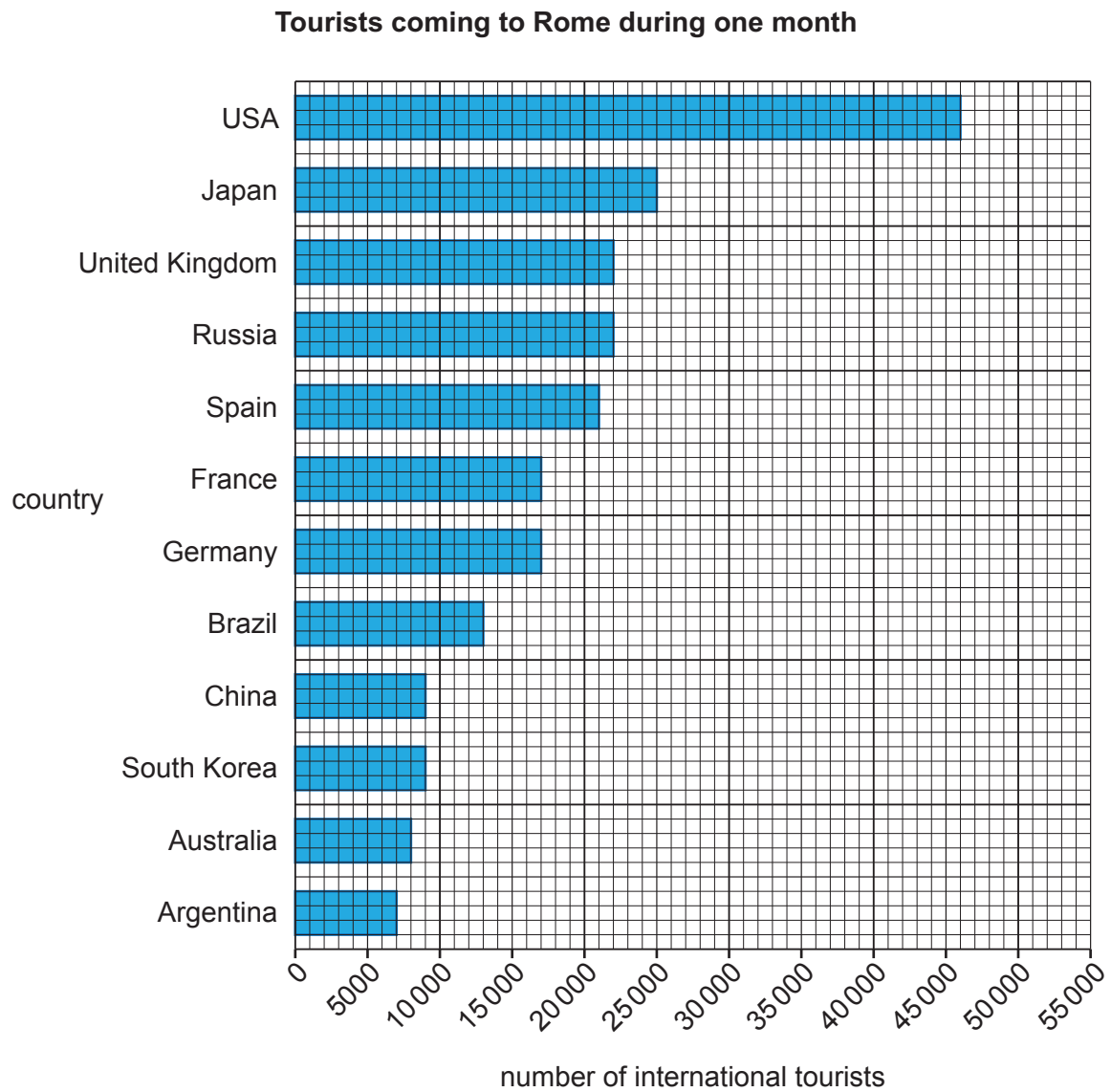


Fig. 1.2 for Question 1

Tourist questionnaire

We are doing a tourism survey as part of our *Geography* fieldwork. Please answer the following questions.

1. Which country do you come from?

.....

2. Which attractions have you come to visit in Rome? Tick (✓) your answers.

- | | | | |
|--------------------------|-------------------------------|--------------------------|-----------------------------------|
| <input type="checkbox"/> | buildings of the Roman Empire | <input type="checkbox"/> | restaurants and nightclubs |
| <input type="checkbox"/> | art galleries and museums | <input type="checkbox"/> | exclusive shopping centres |
| <input type="checkbox"/> | religious buildings | <input type="checkbox"/> | musical and cultural performances |
| <input type="checkbox"/> | fountains and public squares | <input type="checkbox"/> | parks and gardens |

3. Do you think Rome is a tourist-friendly city? Tick (✓) your decisions below.

Yes		No
<input type="checkbox"/>	There is efficient and cheap public transport.	<input type="checkbox"/>
<input type="checkbox"/>	The residents speak many languages.	<input type="checkbox"/>
<input type="checkbox"/>	It has a clean environment.	<input type="checkbox"/>
<input type="checkbox"/>	It has well-maintained attractions.	<input type="checkbox"/>
<input type="checkbox"/>	It is accessible for people with disabilities.	<input type="checkbox"/>
<input type="checkbox"/>	It is easy to move around with areas free from vehicles.	<input type="checkbox"/>
<input type="checkbox"/>	It has a low level of crime.	<input type="checkbox"/>
<input type="checkbox"/>	There is a low risk of terrorism.	<input type="checkbox"/>

Thank you for your time

Table 1.1 for Question 1
Comparison of two sets of data

country of origin of tourists	data from Fig. 1.1 shown as percentage (%)	results of students' questionnaire (%)
USA	21	18
Japan	12	16
UK	10	10
Russia	10	7
Spain	10	6
France	8	7
Germany	8	3
Brazil	6	4
China	4	7
South Korea	4	3
Australia	4	2
Argentina	3	4
India	0	6
Canada	0	3
Sweden	0	2
Mexico	0	1
Norway	0	1

Table 1.2 for question 1

Results of question 2 in the questionnaire

Which attractions have you come to visit in Rome?

	reason for visiting Rome	number of answers
historical buildings and areas	religious buildings	98
	fountains and public squares	96
	buildings of the Roman Empire	94
	art galleries and museums	72
other attractions	exclusive shopping centres	47
	restaurants and nightclubs	43
	parks and gardens	33
	musical and cultural performances	25

Table 1.3 for question 1

Results of question 3 in the questionnaire

Do you think Rome is a tourist-friendly city?

number of tourists replying YES		number of tourists replying NO
73	There is efficient and cheap public transport.	27
46	The residents speak many languages.	54
64	It has a clean environment.	36
78	It has well-maintained attractions.	22
55	It is accessible for people with disabilities.	45
43	It is easy to move around with areas free from vehicles.	57
62	It has a low level of crime.	38
33	There is a low risk of terrorism.	67

Fig. 2.1 for Question 2

Stevenson Screen



Fig. 2.2 for Question 2

Rain gauge



Fig. 2.3 for Question 2

Instrument used to measure temperature




Table 2.2 for Question 2

Students' temperature measurements

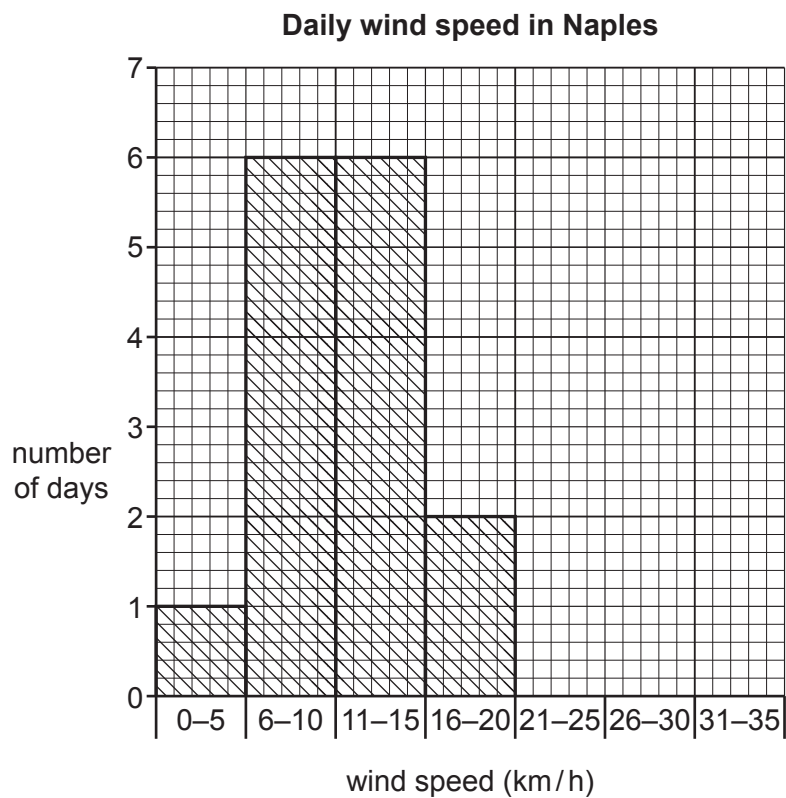
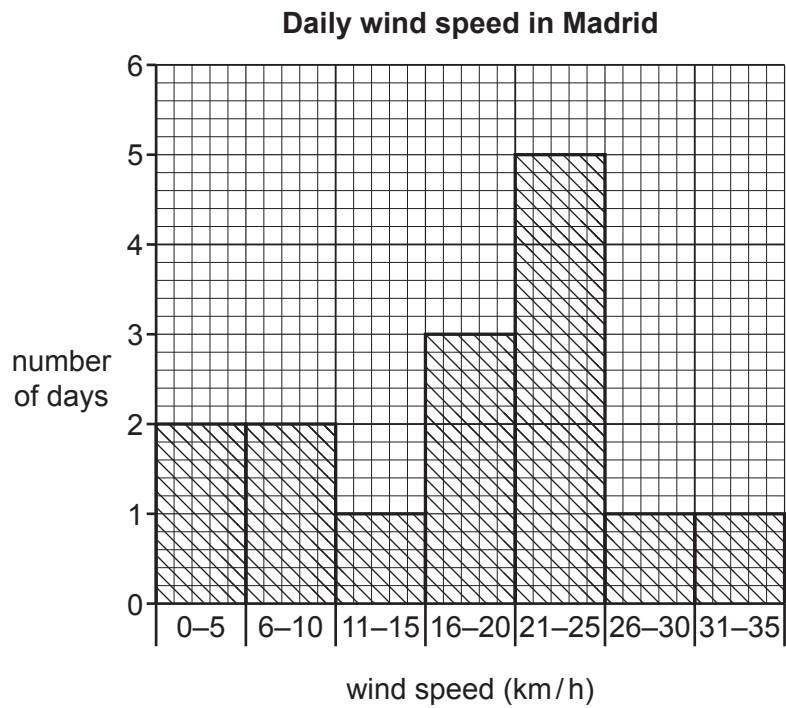
Madrid

date in November	4	5	6	7	8	9	10	11	12	13	14	15	16	17	18
highest temperature °C	23	22	22	22	21	18	17	12	14	13	15	10	11	12	12
lowest temperature °C	17	15	15	15	16	15	13	9	7	6	10	8	6	7	6

Naples

date in November	4	5	6	7	8	9	10	11	12	13	14	15	16	17	18
highest temperature °C	24	22	20	19	19	18	21	20	20	22	18	20	20	19	17
lowest temperature °C	15	12	15	12	9	10	15	17	9	17	13	13	12	9	7

Fig. 2.8 for Question 2



BLANK PAGE

The boundaries and names shown, the designations used and the presentation of material on any maps contained in this question paper/insert do not imply official endorsement or acceptance by Cambridge Assessment International Education concerning the legal status of any country, territory, or area or any of its authorities, or of the delimitation of its frontiers or boundaries.

Permission to reproduce items where third-party owned material protected by copyright is included has been sought and cleared where possible. Every reasonable effort has been made by the publisher (UCLES) to trace copyright holders, but if any items requiring clearance have unwittingly been included, the publisher will be pleased to make amends at the earliest possible opportunity.

To avoid the issue of disclosure of answer-related information to candidates, all copyright acknowledgements are reproduced online in the Cambridge Assessment International Education Copyright Acknowledgements Booklet. This is produced for each series of examinations and is freely available to download at www.cambridgeinternational.org after the live examination series.

Cambridge Assessment International Education is part of Cambridge Assessment. Cambridge Assessment is the brand name of the University of Cambridge Local Examinations Syndicate (UCLES), which is a department of the University of Cambridge.